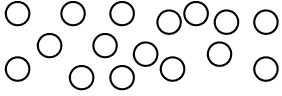
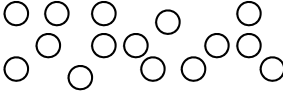


Classwork Tirophaposi

Classwork Lesson 5 Tirophaposi Thuto 5	Monday Mosupologo	Date: Letlha:
---	------------------------------------	--------------------------------

1. Circle 10 counters and fill in the missing numbers.

Sekeletsa dibadisi di le 10 mme o tlatse dipalo tse di tlogetsweng.

	<input type="text"/> ten and <input type="text"/> ones <input type="text"/> lesome le <input type="text"/> bonngwe		<input type="text"/> ten and <input type="text"/> ones <input type="text"/> lesome le <input type="text"/> bonngwe
	<input type="text"/> ten and <input type="text"/> ones <input type="text"/> lesome le <input type="text"/> bonngwe		<input type="text"/> ten and <input type="text"/> ones <input type="text"/> lesome le <input type="text"/> nngwe

2. Draw blocks to show the following:

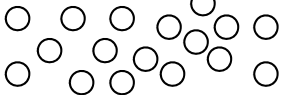
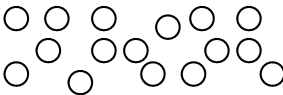
Thala diboloko go bontsha tse di latelang:

1 ten and 6 ones Lesome le le 1 le bonngwe ba le 6		1 ten and 0 ones Lesome le le 1 le bonngwe ba le 0	
1 ten and 5 ones Lesome le le 1 le bonngwe ba le 5		1 ten and 3 ones Lesome le le 1 le bonngwe ba le 3	

Classwork Lesson 6 Tirophaposi Thuto 6	Tuesday Labobedi	Date: Letlha:
---	-----------------------------------	--------------------------------

1. Circle 10 counters and fill in the missing numbers.

Sekeletsa dibadisi di le 10 mme o tlatse dipalo tse di tlogetsweng.

	<input type="text"/> ten and <input type="text"/> ones Lesome le le <input type="text"/> le bonngwe ba le <input type="text"/>		<input type="text"/> ten and <input type="text"/> ones Lesome le le <input type="text"/> le bonngwe ba le <input type="text"/>
	<input type="text"/> ten and <input type="text"/> ones Lesome le le <input type="text"/> le bonngwe ba le <input type="text"/>		<input type="text"/> ten and <input type="text"/> ones Lesome le le <input type="text"/> le bonngwe ba le <input type="text"/>

2. Draw blocks to show the following:

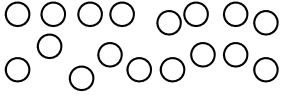
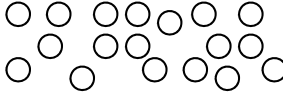
Thala diboloko go bontsha tse di latelang:

1 ten and 4 ones Lesome le le 1 le bonngwe ba le 4		1 ten and 5 ones Lesome le le 1 le bonngwe ba le 5	
1 ten and 6 ones Lesome le le 1 le bonngwe ba le 6		1 ten and 6 ones Lesome le le 1 le bonngwe ba le 7	

Classwork Lesson 7 Tirophaposi Thuto 7	Wednesday Laboraro	Date: Letha:
---	-------------------------------------	-------------------------------

1. Circle 10 counters and fill in the missing numbers.

Sekeletsa dibadi di le 10 mme o tlatse dipalo tse di tlogetsweng.

	<input type="text"/> ten and <input type="text"/> ones Lesome le le <input type="text"/> le bonngwe ba le <input type="text"/>		<input type="text"/> ten and <input type="text"/> ones Lesome le le <input type="text"/> le bonngwe ba le <input type="text"/>
	<input type="text"/> ten and <input type="text"/> ones Lesome le le <input type="text"/> le bonngwe ba le <input type="text"/>		<input type="text"/> ten and <input type="text"/> ones Lesome le le <input type="text"/> le bonngwe ba le <input type="text"/>

2. Draw blocks to show the following:

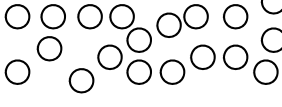
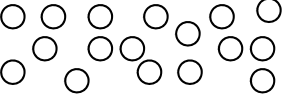
Thala diboloko go bontsha tse di latelang:

1 ten and 7 ones Lesome le le 1 le bonngwe ba le 7		1 ten and 8 ones Lesome le le 1 le bonngwe ba le 8	
1 ten and 8 ones Lesome le le 1 le bonngwe ba le 7		1 ten and 6 ones Lesome le le 1 le bonngwe ba le 6	

Classwork Lesson 8 Tirophaposi Thuto 8	Thursday Labone	Date: Letha:
---	----------------------------------	-------------------------------

1. Circle 10 counters and fill in the missing numbers.

Sekeletsa dibadi di le 10 mme o tlatse dipalo tse di tlogetsweng.

	<input type="text"/> ten and <input type="text"/> ones Lesome le le <input type="text"/> le bonngwe ba le <input type="text"/>		<input type="text"/> ten and <input type="text"/> ones Lesome le le <input type="text"/> le bonngwe ba le <input type="text"/>
	<input type="text"/> ten and <input type="text"/> ones Lesome le le <input type="text"/> le bonngwe ba le <input type="text"/>		<input type="text"/> ten and <input type="text"/> ones Lesome le le <input type="text"/> le bonngwe ba le <input type="text"/>

2. Draw blocks to show the following:

Thala diboloko go bontsha tse di latelang:

1 ten and 7 ones 1 lesome le 2 bonngwe		1 ten and 8 ones 1 lesome le 6 bonngwe	
1 ten and 8 ones 1 lesome le 8 bonngwe		1 ten and 6 ones 1 lesome le 9 bonngwe	

3. Fill in:

Tlatsa:


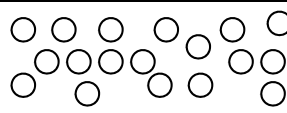
$$19 = 10 + \underline{\quad}$$

$$19 = \underline{\quad} + 9$$

Classwork Lesson 9**Tirophaposi Thuto 9****Friday****Labotlhano****Date:****Letlha:**

1. Circle 10 counters and fill in the missing numbers.

Sekeletsa dibadi di le 10 mme o tlatse dipalo tse di tlogetsweng.

	<input type="text"/> ten and <input type="text"/> ones Lesome le le <input type="text"/> le bonngwe ba le <input type="text"/>		<input type="text"/> ten and <input type="text"/> ones Lesome le le <input type="text"/> le bonngwe ba le <input type="text"/>
	<input type="text"/> ten and <input type="text"/> ones Lesome le le <input type="text"/> le bonngwe ba le <input type="text"/>		<input type="text"/> ten and <input type="text"/> ones Lesome le le <input type="text"/> le bonngwe ba le <input type="text"/>

2. Draw blocks to show the following:

Thala diboloko go bontsha tse di latelang:

2 tens and 0 ones Masome a le 2 le bonngwe ba le 0		1 ten and 9 ones Lesome le le 1 le bonngwe ba le 9	
1 ten and 8 ones Lesome le le 1 le bonngwe ba le 8		2 tens and 0 ones Masome a le 2 le bonngwe ba le 0	

3. Fill in:

Tlatsa:

$$20 = 20 + \underline{\quad} (0)$$

$$20 = \underline{\quad} + 0 (20)$$

Classwork Lesson 10
Tirophaposi Thuto 10

Monday
Mosupologo

Date:
Letlha:



FETSA

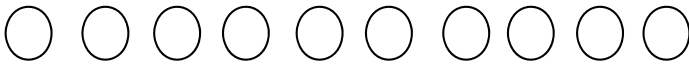
1. Answer the following. Colour in the correct answer.
Araba tse di latelang. Khalara karabo e e nepagetseng.

a) Who came first? Ke mang yo o tlleng la ntlha?	buck photi	Cheetah lengau
b) Who came last? Ke mang yo o tlleng la bofelo?	snail kgopa	Tortoise khudu
c) Who came third? Ke mang yo o tlleng la boraro?	buck photi	Rabbit mmutlanyana
d) Who came seventh? Ke mang yo o tlleng la bosupa?	elephant tlou	Cat katse
e) Who came second? Ke mang yo o tlleng la bobedi?	giraffe thutlwa	Buck Photi
f) Who came eighth? Ke mang yo o tlleng la borobedi?	Frog segwagwa	Cat katse
g) Who came fourth? Ke mang yo o tlleng la bone?	Elephant tlou	Dog ntšwa
h) Who came ninth? Ke mang yo o tlleng la borobongwe?	Tortoise khudu	Snail kgopa
i) Who came fifth? Ke mang yo o tlleng la botlhano?	Cheetah lengau	Cat katse
j) Who came sixth? Ke mang yo o tlleng la borataro?	giraffe thutlwa	Dog ntšwa

2. Complete the following:
Feleletsa tse di latelang:

a) Colour the third circle red. Khalara sekele ya boraro ka bohibidu.
b) Colour the ninth circle blue. Khalara sekele ya borobongwe ka botala jwa legodimo.
c) Colour the fourth circle green. Khalara sekele ya bone ka botala jwa tlhaga.
d) Colour the last circle yellow. Khalara sekele ya bofelo ka boaserolwana.

- e) Colour the seventh circle black.
Khalara sekele ya bosupa ka bontsho.



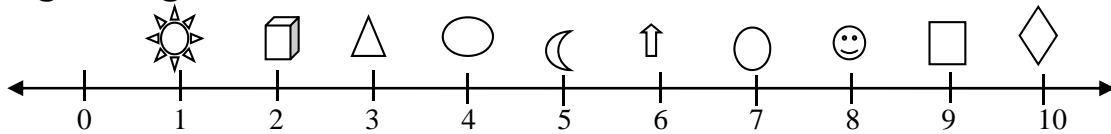
Classwork Lesson 11
Tirophaposi Thuto 11

Tuesday
Labobedi

Date:
Letlha:

1. Look at the number line and answer the following. Circle the correct answer.

Lebelela molapalo mme o arabe tse di latelang. Sekeletsa karabo e e nepagetseng.



Which is second?

Ke efe e e leng ya bobedi?

Which is ninth?

Ke efe e e leng ya borobongwe?

Which is last?

Ke efe e e leng ya bofelo?

Which is fourth?

Ke efe e e leng ya bone?

Which is sixth?

Ke efe e e leng ya borataro?

Which is fourth?

Ke efe e e leng ya borobedi?

Which is seventh?

Ke efe e e leng ya bosupa?

Which is first?

Ke efe e e leng ya ntlha?

Which is fifth?

Ke efe e e leng ya botlhano?

Which is third?

Ke efe e e leng ya boraro?

2. Complete the following: Draw ten small circles and then:

Feleletsa tse di latelang. Thala disekele di le lesome tse dinnye mme morago:

- a) Colour the second circle red.

Khalara sekele ya bobedi ka bohibidu.

- b) Colour the sixth circle blue.

Khalara sekele ya borataro ka botala jwa legodimo.

- c) Colour the fifth circle green.

Khalara sekele ya botlhano ka botala jwa tlhaga.

- d) Colour the tenth circle yellow.

Khalara sekele ya bolesome ka boferolwana.

- e) Colour the eighth circle black.

Khalara sekele ya borobedi ka bontsho.

Classwork Lesson 12 Tirophaposi Thuto 12	Wednesday Laboraro	Date: Letlha:
---	-------------------------------------	--------------------------------

1. Fill in the missing numbers and draw the counters.

Tlatsa dipalo tse di tlogetsweng mme o thale dibadi.

$11 + 4 =$	$17 - 6 =$
$13 + 5 =$	$15 - 2 =$
$14 + 1 + 3 =$	$16 - 3 =$

2. Solve the word problems.

Rarabolola mathata a mafoko.

I have 10 marbles. I win 3 more. How many marbles do I have now? Ke na le dimmabole di le 10. Ke fentse tse dingwe di le 3. Jaanong ke na le dimmabole di le kae?	I see 14 birds. 2 fly away. How many are left? Ke bona dinonyane di le 14. Tse 2 di a fofa. Go setse di le kae?
--	--

Classwork Lesson 13 Tirophaposi Thuto 13	Thursday Labone	Date: Letlha:
---	----------------------------------	--------------------------------

1. Draw a circle around the bigger number.

Sekeletsa palo e kgolwane.

5 7	3 8	11 6	15 12	8 18	20 17
--------	--------	---------	----------	---------	----------

2. Add the following. Write the bigger number first.

Tlhakanya tse di latelang. Kwala palo e kgolwane la ntlha.

$4 + 12$	$3 + 16$
$2 + 17$	$5 + 15$

3. Solve the following. You can make a drawing to help you.

Rarabolola tse di latelang. O ka nna wa dira setshwantsho go go thusa.

Shaira had 4 oranges. Peter gave her 13 oranges. How many oranges does she have now?













Shaira o ne a na le dinamune di le 4. Peter o mo file dinamune di le 13. Jaanong o saletswe ke dinamune di le kae?

Classwork Lesson 14 Tirophaposi Thuto 14	Friday Labothano	Date: Letlha:
---	-----------------------------------	--------------------------------

1. Write number sentences for the following:
Kwala dipolelopalo tsa tse di latelang:

		
---	---	--

2. Write number sentences for the following.
Kwala dipolelopalo tsa tse di latelang.

3. Complete DBE Worksheet 100 pg. 73, question 3
Feleletsa Papetlanatiro ya DBE 100 ts. 73, potso 3

Classwork Lesson 15 Tirophaposi Thuto 15	Monday Mosupologo	Date: Letlha:
---	------------------------------------	--------------------------------

1. Add the following:

Tlhakanya tse di latelang:

- a. $5c + 10c + 5c = \underline{\quad}$
b. $R1 + R2 + R5 = \underline{\quad}$

2. Subtract the following:

Ntsha tse di latelang:

- a. $20c - 10c = \underline{\quad}$
b. $R20 - R15 = \underline{\quad}$

3. Solve the following:

Rarabolola tse di latelang:

- a. Sam picked up 5c. He gets 10c pocket money and Granny gives him 5c. How much money does he have?
Sam o setse 5c. O amogela 10c ya kgetsana mme Nkoko o mo naya 5c. O na le madi a makae?
- b. Mohammed has 10c and he spends nothing. How much money does he have?
Mohammed o na le 10c mme ga a dirise sepe. O na le madi a makae?

4. Solve the following:

Rarabolola tse di latelang:

a. Siphon has R5, mom gives him R5 and granny gives him R5 more. How much money does he have now?

Siphon o na le R5, mme o mo naya R5 mme nkoko o mo naya R5 gape. Jaanong o na le e nngwe gape e le kanakang?

b. I have R15. I buy an ice-cream for R2 and a sweet for R3. How much change will I get?

Kena le R15. Ke reka bebetsididi ya R2 le dimonamone tsa R3. Ke tlaa bona tshentshi ya bokae?

Classwork Lesson 16

Tirophaposi Thuto 16

Tuesday

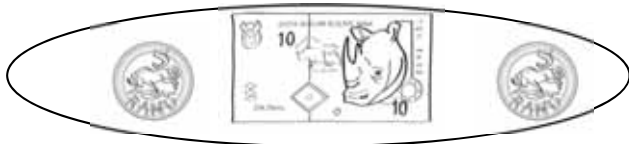
Labobedi

Date:

Letlha:

1. How many different combinations can you draw for R20? We did the first one for you.

Ke dikopanyo tse kae tse di farologaneng tse o ka di dirang tsa R20? Re go diretse ya ntlha.



2. Solve the following:

Rarabolola tse di latelang:

a. John bought bread for R8. He paid for it with a R10 note. How much change did he get?

John o rekile senkgwe sa R8. O duetse ka R10 ya pampiritšhelete. O amogetse tshentshi ya bokae?

b. Judy's birthday was on Sunday. She got R5 from her sister, R2 from her brother and R10 from her cousin. How much money did she get altogether?

Letsatsi la botsalo la ga Judy le ne le le ka Latshipi (Sontaga). O amogetse R5 go tswa go ausiagwe, R2 go tswa go abutiagwe le R10 go tswa go ntsalaagwe. O amogetse bokae gotlhelele?

c. Rosy's mom bought a scarf for R17. She paid with two R10 notes. How much change did she get?

Mmaagwe Rosy o rekile sekhafo sa R17. O duetse ka dipampiritšhelete tse pedi tsa R10. O amogetse tshentshi ya bokae?

d. William bought a sweet for R11. He paid with a R10 note and a R5 coin. How much change did he get?

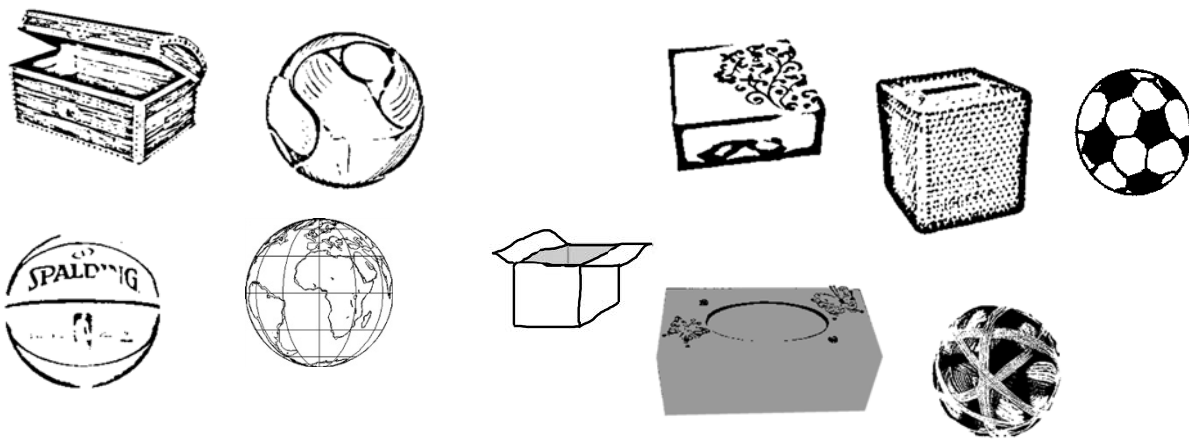
William o rekile dimonamone tsa R11. O rekile ka pampiritšhelete ya R10 le khoene ya R5. O amogetse tshentshi ya bokae

Classwork Lesson 17 Tirophaposi Thuto 17	Wednesday Laboraro	Date: Letlha:
---	-------------------------------------	--------------------------------

1. Find two ball and two box pictures and paste them below.
Batla ditshwantsho tsa dibolo tse pedi le mabokoso a mabedi mme o di kgomaretse fa tlase.

	box lebokoso	box lebokoso
	ball bolo	ball bolo

2. Colour all the objects that can slide **blue** and the objects that can roll **red**.
Khalara dilo tsoitlhe tse di kgonang go relela ka **botala jwa legodimo** le dilo tse di kgoologang ka boh **bohibidu**.



Classwork Lesson 18 Tirophaposi Thuto 18	Thursday Labone	Date: Letlha:
---	----------------------------------	--------------------------------

1. Colour the correct view.
Khalara sekele pono e e nepagetseng.

	top view pono-godimo		top view pono-godimo		back view back view
	front view pono-pele		front view pono-pele		front view pono-pele
	side view pono-letlhakore		side view pono-letlhakore		side view pono-letlhakore

2. Bolo e kwa kae? Khalara karabo e e nepagetseng. ***

	Behind morago		Behind morago		Behind morago
	next to fa thoko ga		next to fa thoko ga		next to fa thoko ga
	in front of fa pele ga		in front of fa pele ga		in front of fa pele ga

3. Complete the following: Draw a square. Draw a circle inside the square. Draw a cross above the square. Draw a triangle below the square. Write your name on the left side of the square.

Feleletsa tse di latelang: Thala sekwere. Thala sekele ka mo gare ga sekwere. Thala sekere (khoroso) fa godimo ga sekwere. Thala khutlotharo fa tlase ga sekwere. Kwala leina la gago ka fa letlhakoreng la molema la sekwere.

Classwork Lesson 19

Tirophaposi Thuto 19

Friday

Labotlhano

Date:

Letlha:

1. Complete the following:

Feleletsa tse di latelang:

Draw a tree in the middle of your page. Draw two large clouds above the tree. Draw a sun on the right side of the clouds. Draw a child sitting on the right side of the tree. Draw a dog on the left side of the tree. Draw flowers in front of the tree. Draw grass below the tree. Colour in your picture.

Thala setlhare fa gare ga tsebe ya gago. Thala maru a magolo a mabedi kwa godimo ga setlhare. Thala letsatsi ka fa letlhakoreng la moja la maru. Thala ngwana a dutse ka fa letlhakoreng la moja la setlhare. Thala ntšwa ka fa letlhakoreng la molema la setlhare. Thala mabolomo fa pele ga setlhare. Thala tlhaga fa tlase ga setlhare. Khalara setshwantsho sa gago.



Classwork Lesson 20
Tirophaposi Thuto 20

Monday
Mosupologo

Date:
Letlha:



1. Say how many blocks are in each container. Circle the container that is heavier.

Bua gore go na le diboloko di le kae mo seduting kana setshelo sengwe le sengwe. Sekeletsa seduti se se boketenyana.

 <p><input type="checkbox"/> blocks diboloko <input type="checkbox"/> blocks diboloko</p>	 <p><input type="checkbox"/> blocks diboloko <input type="checkbox"/> blocks diboloko</p>
---	--

2. Say how many blocks are in each container. Circle the container that is lighter.

Bua gore go na le diboloko di le kae mo seduting kana setshelo sengwe le sengwe. Sekeletsa seduti se se bothhofonyana.

 <p><input type="checkbox"/> blocks diboloko <input type="checkbox"/> blocks diboloko</p>	 <p><input type="checkbox"/> blocks diboloko <input type="checkbox"/> blocks diboloko</p>
---	--

3. What is the mass of each object? Give your answer in blocks.

Boima jwa selo sengwe le sengwe ke bokae? Naya karabo ya gago mo bolokong.



blocks
diboloko



Blocks
diboloko

Classwork Lesson 21 Tirophaposi Thuto 21	Tuesday Labobedi	Date: Letlha:
---	-----------------------------------	--------------------------------

1. Complete the following table

Feleletsa theibole kana lenaneo le le latelang

Draw the object. Thala selo.	I estimate the mass is: Phopholetso l ya boima ke:	I measure the mass as: Tekanyetso l ya boima jaaka:	What is the difference? Pharologano ke eng?
1.	__ blocks __ diboloko	__ blocks __ diboloko	__ - __ = __
2.	__ blocks __ diboloko	__ blocks __ diboloko	__ - __ = __
3.	__ blocks __ diboloko	__ blocks __ diboloko	__ - __ = __
4.	__ blocks __ diboloko	__ blocks __ diboloko	__ - __ = __
5.	__ blocks __ diboloko	__ blocks __ diboloko	__ - __ = __

2. Write the numbers of the objects in order from the lightest to the heaviest.

kwala dipalo tsa dilo ka tatelano go tloga ka se se bothofotlhofo go fitlha ka se se boketekete.

___ ___ ___ ___ ___

3. Fill in the missing words (heavier than / lighter than / the same as)

Tlatsa mafoko a a tlogetsweng (boketenyana go na le / bothofonyana go na le / lekana le)

- a. Object 1 is _____
Selo sa 1 ke _____
- b. Object 2 is _____
Selo sa 2 ke _____
- c. Object 5 is _____
Selo sa 5 ke _____

Classwork Lesson 22 Tirophaposi Thuto 22	Wednesday Laboraro	Date: Letlha:
---	-------------------------------------	--------------------------------

1. Colour all the fives red. Start at 5. Circle all the twos with a blue crayon. Start at 2.

Khalara bo-tlhano botlhe ka bohibidu. Simolola ka 5. Sekeletsa bo-pedi botlhe ka kheraeyone e e botala jwa legodimo. Simolola ka 2.

1	2	3	4	5	6	7	8	9	10
11	12	13	14	15	16	17	18	19	20
21	22	23	24	25	26	27	28	29	30
31	32	33	34	35	36	37	38	39	40
41	42	43	44	45	46	47	48	49	50
51	52	53	54	55	56	57	58	59	60
61	62	63	64	65	66	67	68	69	70
71	72	73	74	75	76	77	78	79	80
81	82	83	84	85	86	87	88	89	90
91	92	93	94	95	96	97	98	99	100

2. Complete the pattern by colouring in the numbers.

Feleletsa phethene ka go khalara dipalo.

31	32	33	34	35	36	37	38	39	40
41	42	43	44	45	46	47	48	49	50

3. Complete the pattern by colouring in the numbers.

Feleletsa phethene ka go khalara dipalo.

61	62	63	64	65	66	67	68	69	70
71	72	73	74	75	76	77	78	79	80

Classwork Lesson 23
Tirophaposi Thuto 23

Thursday
Labone

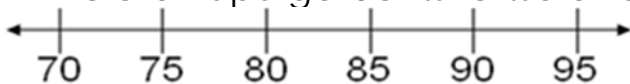
Date:
Letlha:

1. Cut out the numbers and place them on the number lines. Complete the hoops.

Sega dipalo mme o di beye mo melapalong. Feleletsa dihupu.

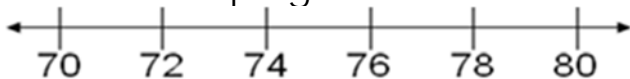
2. Draw hoops to show the following: 85, 90, 95

Thala dihupu go bontsha tse di latelang: 85, 90, 95



3. Draw hoops to show the following: 72, 74, 76, 78

Thala dihupu go bontsha tse di latelang: 72, 74, 76, 78




Classwork Lesson 24 Tirophaposi Thuto 24	Friday Labotlhano	Date: Letlha:
---	------------------------------------	--------------------------------

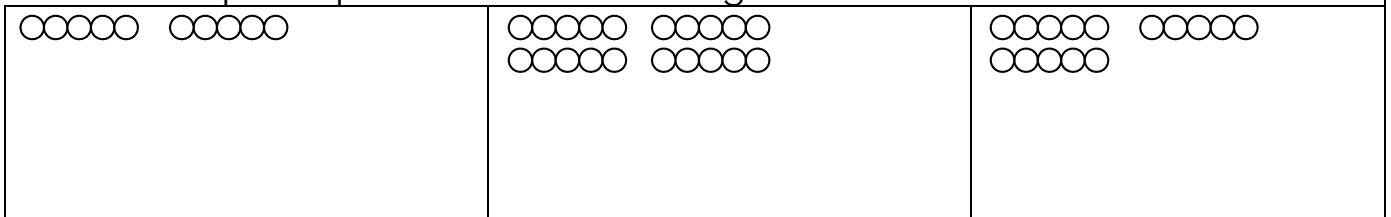
1. How many fingers are there? Write a number sentence for it.
Go na le menwana e le mekae? E kwalele polelopalo.



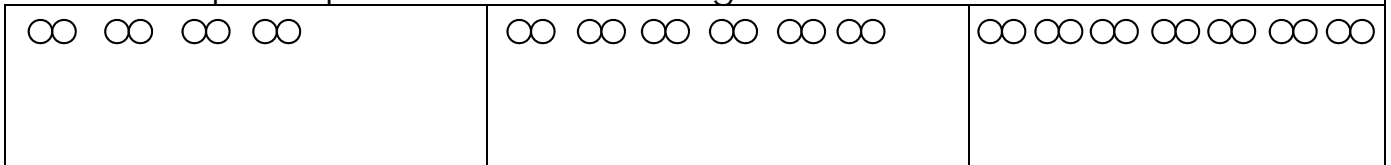
2. How many legs are there? Write a number sentence for it.
Go na le maoto a le makae? A kwalele polelopalo..



3. Write number sentences for the following:
Kwala dipolelopalo tsa tse di latelang:



4. Write number sentences for the following:
Kwala dipolelopalo tsa tse di latelang:



Classwork Lesson 25 Tirophaposi Thuto 25	Monday Mosupologo	Date: Letlha:
---	------------------------------------	--------------------------------

1. Draw the picture and write the number sentence.

Thala setshwantsho mme o kwalele polelopalo.

- a. I have three flowers. Each flower has 5 petals. How many petals are there in total?

Ke na le mabolomo a le mararo. Lebolomo lengwe le lengwe le na le dipetale di le 5. Go na le dipetale di le kae gotlhelele?

- b. Mom has four flowers. Each flower has 5 petals. How many petals are there in total?

Mme o na le mabolomo a le mane. Lebolomo lengwe le lengwe le na le dipetale di le 5. Go na le dipetale di le kae gotlhelele?

2. Draw the picture and write the number sentence.

Thala setshwantsho mme o kwale polelopalo.

a. I see five birds. Each bird has 2 wings. How many wings are there in total?

Ke bona dinonyane di le tlhano. Nonyane nngwe le nngwe e na le diphuka di le 2. Go na le diphuka di le kae gotlhelele?

b. I see eight birds. Each bird has 2 wings. How many wings are there in total?

Ke bona dinonyane di le robedi. Nonyane nngwe le nngwe e na le diphuka di le 2. Go na le diphuka di le kae gotlhelele?

3. Write a number sentence for the following:

Kwala polelopalo ya tse di latelang:







Classwork Lesson 26
Tirophaposi Thuto 26

Tuesday
Labobedi

Date:
Letlha:

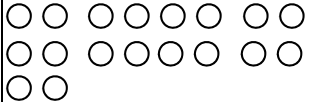



1. Draw circles to make groups of 5. How many groups do you have?

Thala disekele go bopa ditlhopha tsa 5. O na le ditlhopha di le kae?

 <input data-bbox="127 1422 191 1489" type="checkbox"/>	 <input data-bbox="486 1444 550 1512" type="checkbox"/>	 <input data-bbox="845 1444 909 1512" type="checkbox"/>	 <input data-bbox="1204 1422 1268 1489" type="checkbox"/>
---	---	--	---

2. Draw circles to make groups of 2. How many groups do you have?

Thala disekele go bopa ditlhopha tsa 2. O na le ditlhopha di le kae?

 <input data-bbox="119 1814 183 1881" type="checkbox"/>	 <input data-bbox="486 1825 550 1892" type="checkbox"/>	 <input data-bbox="845 1859 909 1926" type="checkbox"/>	 <input data-bbox="1204 1859 1268 1926" type="checkbox"/>
---	---	--	---

3. Draw 3 groups of 2.
Thala ditlhopha di le 3 tsa 2.

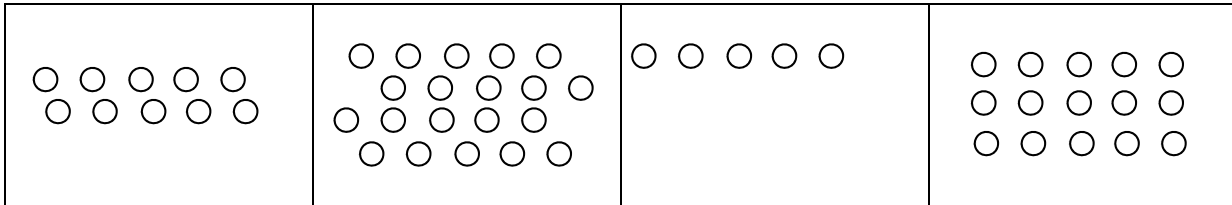
4. Draw 3 groups of 5.
Thala ditlhopha di le 3 tsa 5.

Classwork Lesson 27
Tirophaposi Thuto 27

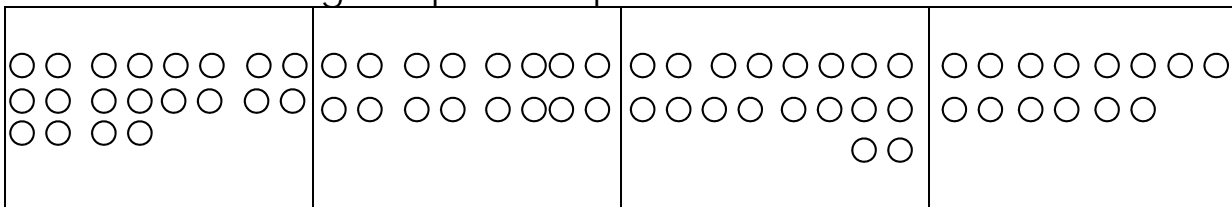
Wednesday
Laboraro

Date:
Letlha:

1. Draw circles to make groups of 5.
Thala disekele go bopa ditlhopha tsa 5.



2. Draw circles to make groups of 2.
Thala disekele go bopa ditlhopha tsa 2.

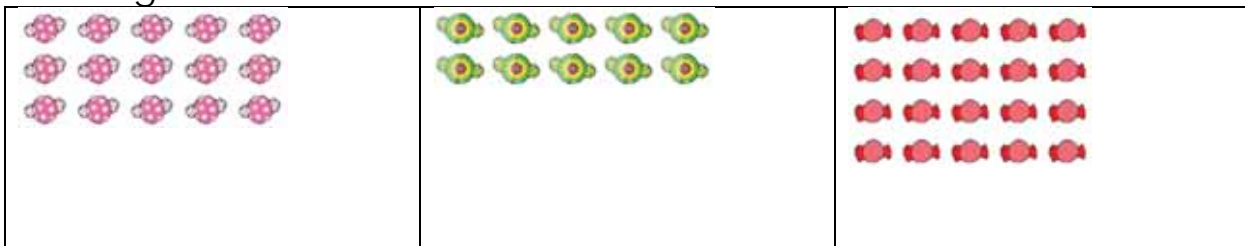


Classwork Lesson 28
Tirophaposi Thuto 28

Thursday
Labone

Date:
Letlha:

1. Share the sweets between five friends. How many sweets will each friend get?
Aroganya dimonamone magareng ga ditsala di le tlhano. Tsala nngwe le nngwe e tlaa bona dimonamone di le kae?




2. Make a drawing to show the following. How many counters do they each get? Are there any counters left?
Thala setshwantsho go bontsha tse di latelang. Mongwe le mongwe o bona dibadi di le kae? A go na le dibadi tse di setseng?

Share 10 counters between five children.
They each get __
There are __
Aroganya dibadi di le 10 magareng ga bana ba le batlhano.
Mongwe le mongwe o bona __
Go setse __

Share 6 counters between five children.
They each get __
There is __
Aroganya dibadi di le 6 magareng ga bana ba le batlhano.
Mongwe le mongwe o bona __
Go setse __

Share 11 counters between five children.
They each get __
There is __
Aroganya dibadi di le 11 magareng ga bana ba le batlhano.
Mongwe le mongwe o bona __
Go setse __

Share 20 counters between five children.
They each get __
There are __
Aroganya dibadi di le 20 magareng ga bana ba le batlhano.
Mongwe le mongwe o bona __
Go setse __

Classwork Lesson 29 Tirophaposi Thuto 29	Friday Labotlhano	Date: Letlha:
1. Share the sweets between two friends. How many sweets will each friend get?		
Aroganya dimonamone magareng ga ditsala di le pedi. Tsala nngwe le nngwe e tlaa bona dimonamone di le kae?		
		
2. Make a drawing to show the following. How many counters do they each get? How many counters are left?		
Thala setshwantsho go bontsha tse di latelang. Mongwe le mongwe o bona dibadi di le kae? A go na le dibadi tse di setseng?		
<p>Share 10 counters between two children. They each get __ There are __</p> <p>Aroganya dibadi di le 10 magareng ga bana ba le babedi. Mongwe le mongwe o bona __ Go na le __</p>	<p>Share 7 counters between two children. They each get __ There is __</p> <p>Aroganya dibadi di le 7 magareng ga bana ba le babedi. Mongwe le mongwe o bona __ Go na le __</p>	
<p>Share 11 counters between two children. They each get __ There is __</p> <p>Aroganya dibadi di le 11 magareng ga bana ba le babedi. Mongwe le mongwe o bona __ Go na le __</p>	<p>Share 20 counters between two children. They each get __ There are __</p> <p>Aroganya dibadi di le 20 magareng ga bana ba le babedi. Mongwe le mongwe o bona __ Go na le __</p>	

Classwork Lesson 30 Tirophaposi Thuto 30	Monday Mosupologo	Date: Letlha:
---	------------------------------------	--------------------------------

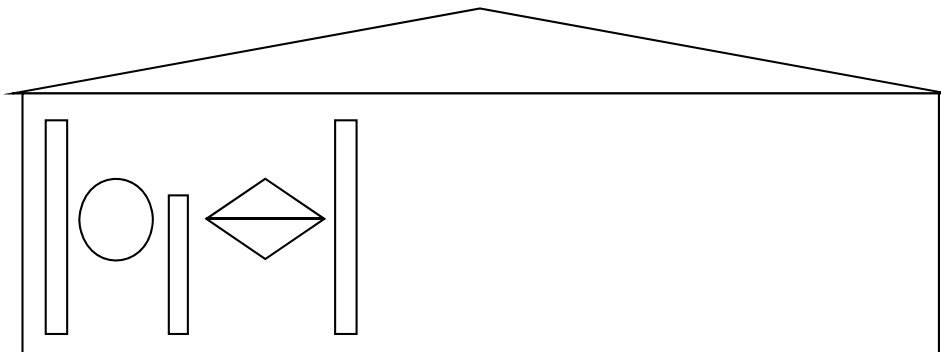
Solve the following. Draw a picture to help you.

Rarabolola tse di latelang. Thala setshwantsho go go thusa.

- Mom has 20 oranges. She shares them among her four children so that they all get the same number of oranges. How many oranges do they each get?
Mme o na le dinamune di le 20. O di aroganya magareng ga bana ba gagwe ba le bane gore ba bone palo e e lekanang ya dinamune. Mongwe le mongwe o bona dinamune di le kae?
- Khwezi wants to give 16 eggs to her 3 neighbours. How many eggs will each neighbour get?
Khwezi o batla go naya baagisani ba gagwe ba le 3 mae a le 16. Moagisani mongwe le mongwe o tlaa bona mae a le makae?
- Mom wants to share 7 chocolate bars between 3 children so that they all get the same amount of chocolate. How many chocolate bars will they each get?
Mme o batla go aroganya dibara tsa ditshokolete di le 7 magareng ga bana ba le 3 gore ba bone palo e e lekanang ya ditshokolete. Mongwe le mongwe o bona ditshokolete di le kae?
- Gogo sells 12 bananas to 6 people. How many bananas does each person get?
Nkoko o rekisetsa batho ba le 6 dipanana di le 12. Motho mongwe le mongwe o tlaa bona dipanana di le kae?

Classwork Lesson 31 Tirophaposi Thuto 31	Tuesday Labobedi	Date: Letlha:
---	-----------------------------------	--------------------------------

- Complete this pattern on the hut.
Feleletsa phethene e ka ga mokgoro.



- Colour it in when you have finished.
O khalare fa o fetsa.


Classwork Lesson 32
Tirophaposi Thuto 32

Wednesday
Laboraro

Date:
Letlha:

1. Look carefully at the pictures drawn and follow the arrows to see how the pattern is made.

Lebelela ditshwantsho tse di thadilweng ka kelotlhoko mme o sale metsu morago go bona ka moo phethene e bopiwang ka teng.



2. Talk to the learners in your group about the changes you see as you follow the arrows around the pattern.
Bua le barutwana ba ba mo setlhopheng sa gago ka ga diphetogo tse o di bonang fa o sala metsu morago go dikologa phethene.
3. Talk to the learners in your group about what stays the same as you follow the arrows around the pattern.
Bua le barutwana ba ba mo setlhopheng sa gago ka ga gore ke eng se se sa fetogeng fa o ntse o setse metsu morago go dikologa phethene.
4. Talk about anything else that you notice. Draw a pattern of your own that changes in steps. Talk about it to the learners in your group.
Bua ka ga sengwe le sengwe se o se lemogang. Thala phethene ya gago e e fetogang go ya dikgato. Bua ka ga yona le barutwana ba ba mo setlhopheng sa gago.

Classwork Lesson 34
Tirophaposi Thuto 34

Friday
Labotlhano

Date:
Letlha:

1. Look at the pictograph.

Lebelela kerafo ya ditshwantsho.

5			○
4			○
3	○		○
2	○	○	○
1	○	○	○
	red apples Diapole tse di khibidu	yellow apples Diapole tse di serolwana	green apples Diapole tse ditala

2. Answer the following:

Araba tse di latelang:

- How many learners like green apples?
Ke bana ba bakae ba ba ratang diapole tse ditala?
- How many learners like red apples?
Ke bana ba bakae ba ba ratang diapole tse di khibidu?
- How many learners like yellow apples?
Ke bana ba bakae ba ba ratang diapole tse di serolwana?
- How many more learners like green apples than yellow apples?
Ke bana ba bakae ba ba ratang diapole tse ditala go na le tse di serolwana?
- How many more learners like red apples than yellow apples?
Ke bana ba bakae ba ba ratang diapole tse di khibidu go na le tse di serolwana?
- Which apple is the most popular?
Ke apole efe e e ratiwang thata?
- Which apple is the least popular?
Ke apole efe e e sa ratiweng thata?

Classwork Lesson 35
Tirohaposi Thuto 35
Monday
Mosupologo
Date:
Letlha:

1. Data on favourite toys for graph:

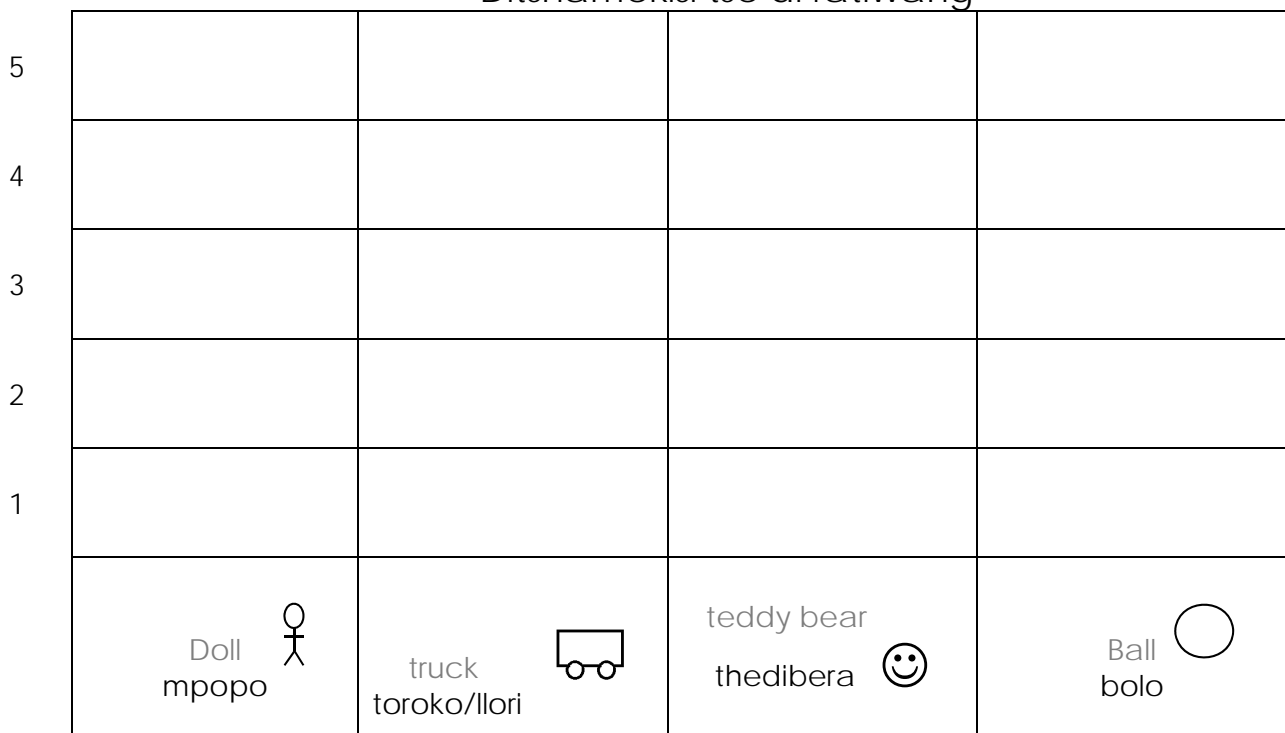
Tshedimosetso ya ditshamekisi tse di ratiwang tsa kerafo:

Doll:	3
Mpopo:	3;
Truck:	2
Llori kana toroko:	2;
Teddy bear:	4
Thedibera:	4;
Ball:	5
Bolo:	5

2. Complete the pictograph.

Feleletsa kerafo ya ditshwantsh

Favourite Toys
Ditshamekisi tse di ratiwang



3. Answer the following:

Araba tse di latelang:

a. How many learners like dolls? _____

Ke bana ba bakae ba ba ratang dimpopo? _____

b. How many learners like teddy bears? _____

Ke bana ba bakae ba ba ratang dithedibera? _____

c. How many learners like balls? _____

Ke bana ba bakae ba ba ratang dibolo? _____

4. Write the correct word only:

Kwala lefoko le le nepagetseng fela:

- a. More / less learners like trucks than balls.
Bontsinyana / bonnye jwa bana bo rata ditoroko kana dillori go na le dibolo.
- b. More / less learners like balls than teddy bears.
Bontsinyana / bonnye jwa bana bo rata dibolo go na le dithedibera.
- c. More / less learners like trucks than dolls.
Bontsinyana / bonnye jwa bana bo rata dillori kana ditoroko go na le dimpopo.

5. Fill in:

Tlatsa:

Which toy is the most popular? _____.

Ke setshamekisi sefe se se ratiwang thata? _____.

Which toy is the least popular? _____.

Ke setshamekisi sefe se se sa ratiweng thata? _____.

Classwork Lesson 36

Tuesday

Date:





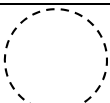
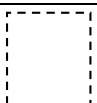
Tirophaposi Thuto 36

Labobedi

Letlha:




1. Trace the following shapes.

Gatisa dibopego tse di latelang.

 Triangle khutlotharo	 Circle sekele	 Square sekwere
 Triangle khutlotharo	 Circle sekele	 Square sekwere

2. Look at the shape and then circle the correct answer.

Lebelela sebopego mme morago o sekeletse karabo e e nepagetseng.

		
straight sides round sides matlhakore a a tlhamaletseng matlhakore a a	straight sides round sides matlhakore a a tlhamaletseng matlhakore a a	straight sides round sides matlhakore a a tlhamaletseng matlhakore a a

kgolokwe

kgolokwe

kgolokwe

3. Draw a shape with:

Thala sebopego ka:

straight sides

matlhakore a a tlhamaletseng

round sides

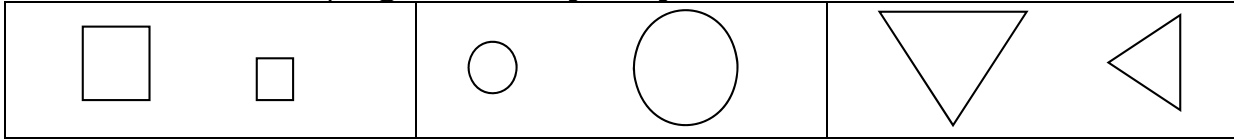
matlhakore a a kgolokwe

Classwork Lesson 37
Tirophaposi Thuto 37

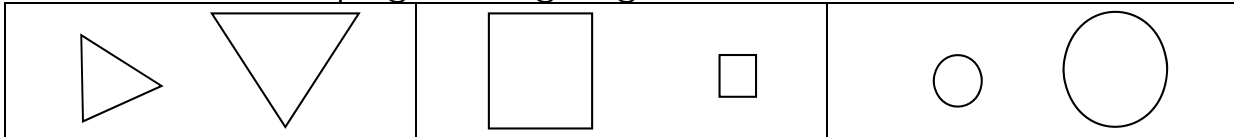
Wednesday
Laboraro

Date:
Letha:


1. Circle the smallest shape.
Sekeletsa sebopego se sennyennyane.




2. Circle the largest shape.
Sekeletsa sebopego se segologolo.



3. Colour all the squares red, triangles yellow and circles green.
Khalara disekwere tsoitlhe ka bohhibidu, dikhutlotharo ka serolwana le disekele ka botala jwa tlhaga.



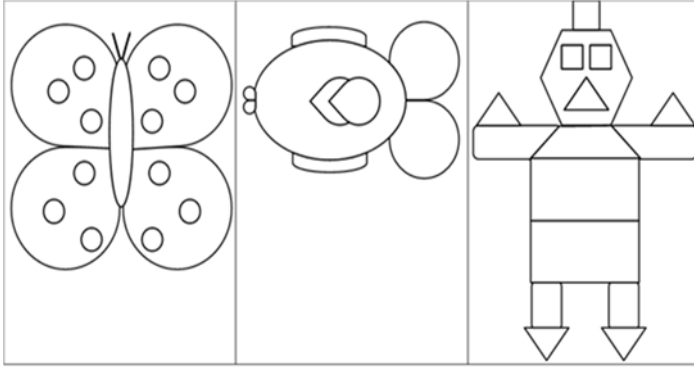
4. Make a picture using circles, triangles and squares.
Dira setshwantsho o dirisa disekele, dikhutlotharo le dikwere.



Classwork Lesson 38 Tirophaposi Thuto 38	Thursday Labone	Date: Letlha:
---	----------------------------------	--------------------------------

1. Draw a line of symmetry. Colour your pictures.

Thala mola wa tekatekano. Khalara ditshwantsho tsa gago.



2. Complete the picture by drawing the other half. Colour your picture.





Feleletsa setshwantsho ka go thala halofo e nngwe. Khalara setshwantsho.



Classwork Lesson 39 Tirophaposi Thuto 39	Friday Labotlhano	Date: Letlha:
---	------------------------------------	--------------------------------

1. Answer the following:

Araba tse di latelang:

<p>1. Answer the following:</p> <p>Go na le maoto a makae?</p>  <input type="checkbox"/>	<p>How many legs are there now?</p> <p>Jaanong go na le maoto a makae?</p>  <p>Double 6 is</p> <p>Fa o oketsa 6 <input type="checkbox"/></p> <p>gabedi ke <input type="checkbox"/></p>	<p>How many crayons are there?</p> <p>Go na le dikheraeyone di le kae?</p>  <input type="checkbox"/>	<p>How many crayons are there now?</p> <p>Jaanong go na le dikheraeyone di le kae?</p>  <p>Double 8 is</p> <p>Fa o oketsa 8 gabedi ke <input type="checkbox"/></p>
--	--	---	--

2. Answer the following. Draw counters to help you.

Araba tse di latelang. Thala dibadi go go thusa.

a. Double 9 is __

Fa o oketsa 9 gabedi ke __

b. Double 10 is __

Fa o oketsa 10 gabedi ke __

c. Double 8 is __

Fa o oketsa 8 gabedi ke __

3. Answer the following:

Araba tse di latelang:

4. $7 + 7 + 1 = \underline{\quad}$

5. Double $7 + 1 = \underline{\quad}$

Fa o oketsa $7 + 1$ gabedi = __

6. $8 + 8 + 1 = \underline{\quad}$

7. Double $8 + 1 = \underline{\quad}$

Fa o oketsa $8 + 1$ gabedi = __

Classwork Lesson 40

Tirophaposi Thuto 40

Monday

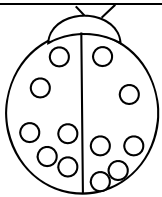
Mosupologo

Date:

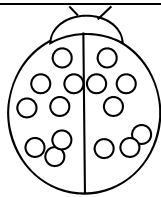
Letlha:

1. Answer the following by colouring in half of the spots on the beetles.

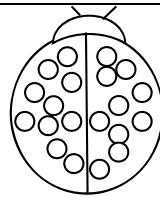
Araba tse di latelang ka go khalara halofo ya maronthorontho a a mo dikhukhwaneng.



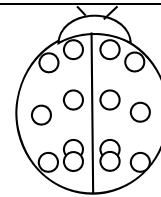
Half of 12 is __
Halofo ya 12
ke __



Half of 16 is __
Halofo ya 16
ke __



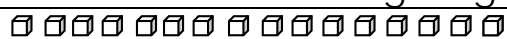
Half of 20 is __
Halofo ya 20
ke __



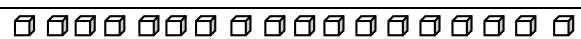
Half of 14 is __
Halofo ya 14
ke __

2. Answer the following by colouring in half

Araba tse di latelang ka go khalara halofo.



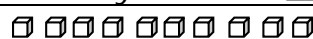
Half of 16 is __
Halofo ya 16 ke __



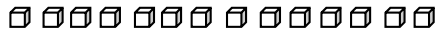
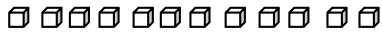
Half of 18 is __
Halofo ya 18 ke __



Half of 20 is __
Halofo ya 20 ke __



Half of 10 is __
Halofo ya 10 ke __

	
Half of 14 is __ Halofo ya 14 ke __	Half of 12 is __ Halofo ya 12 ke __

3. Complete the following:

Feleletsa tse di latelang:

Half of 8 is __ Halofo ya 8 ke __	Half of 12 is __ Halofo ya 12 ke __	Half of 2 is __ Halofo ya 2 ke __
Half of 4 is __ Halofo ya 4 ke __	Half of 10 is __ Halofo ya 10 ke __	Half of 6 is __ Halofo ya 6 ke __

Classwork Lesson 41
Tirophaposi Thuto 41

Tuesday
Labobedi

Date:
Letlha:

1. Circle the container that will hold the most.

Sekeletsa seduti kana setshelo se se tlaa tsholang bontsintsi.



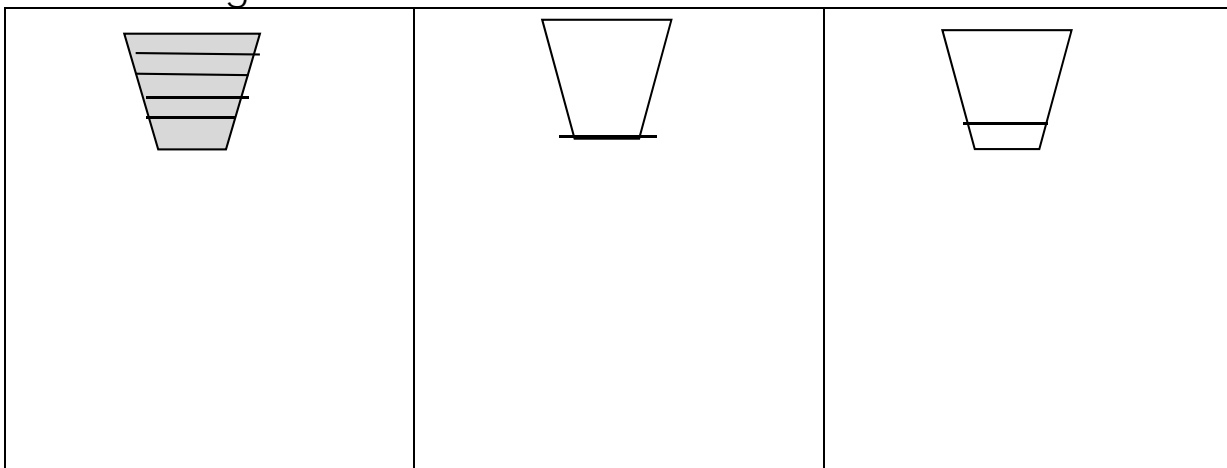
2. Circle the container that will hold the least.

Sekeletsa seduti se se tlaa tsholang bonnyenye.



3. If five cups will fill the container, how many cups do you think you need to fill up to the line of the other two containers? Draw it.

Fa dikopi di le tlhano di tlatsa seduti, o akanya gore ke dikopi tse kae tse di tlaa tlatsang diduti tse dingwe tse pedi go fitlha mo moleng o o thadilweng? Thala.



Classwork Lesson 42 Tirophaposi Thuto 42	Wednesday Laboraro	Date: Letlha:
---	-------------------------------------	--------------------------------

1. Circle the container that has the most. Draw a cross over the container that has the least.

Sekeletsa seduti se se nang le bontsintsi. Thala sekere mo godimo ga seduti se se nang le bonnyennye.



2. Are the containers full or empty? Colour the correct word.

A diduti di tletse kgotsa di lolea? Sekeletsa lefoko le le nepagetseng.

	Full tletse		Full tletse		Full tletse
	Empty lolea		Empty lolea		Empty lolea

3. Solve the following problem. Draw the picture to help you.

Gogo uses 4 cups of milk to make a pudding. If she doubles the recipe, how much milk will she need? ___ cups of milk

Rarabolola mathata a a latelang. Thala setshwantsho go go thusa.

Nkoko o dirisa dikopi di le 4 tsa mašwi go dira phuding. Fa a oketsa

resepe gabedi, o tlaa tlhoka mašwi a makae? dikopi di le ___ tsa mašwi.

Classwork Lesson 43 Tirophaposi Thuto 43	Thursday Labone	Date: Letlha:
---	----------------------------------	--------------------------------

1. What did you do this morning? Draw a picture for each one.

O dirile eng mo mosong? Thala setshwantsho sa sengwe le sengwe.

a. I woke up.

Ke tsogile.

b. I ate my breakfast.

Ke jele sefitlholo sa me.

c. I got dressed.

Ke apere.

d. I went to school.

Ke ile kwa sekolong.

2. What will you do this afternoon? Draw the picture.

O tlaa dira eng maitseboa? Thala setshwantsho.

Classwork Lesson 44 Tirophaposi Thuto 44	Friday Labotlhano	Date: Letlha:
<p>1. Fill in the missing words. After that draw a picture in your maths book. Tlatsa mafoko a a tlogetsweng. Morago ga moo thala setshwantsho mo bukeng ya gago ya Matesisi.</p> <p>a. I started 'big' school in _____. Ke simolotse sekolo se 'segolo' ka _____.</p> <p>b. I will complete Grade 1 in _____. Ke tlaa fetsa Mophato 1 ka _____.</p> <p>2. What will you do on Saturday? Draw the picture. O tlaa dira eng ka Lamatthatso? Thala setshwantsho.</p>		