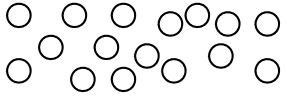
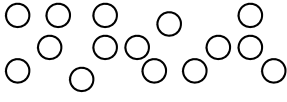


Classwork Umsebenzi waseklasini

Classwork Lesson 5 Isifundo 5 soMsebenzi waseklasini	Monday NgoMvulo	Date: Umhla:
---	----------------------------------	-------------------------------

1. Circle 10 counters and fill in the missing numbers.

Biyela izibalisi ezili-10 uze ufakele amanani ashinyiweyo.

	<input type="text"/> ten and <input type="text"/> ones <input type="text"/> ishumi <input type="text"/> imivo		<input type="text"/> ten and <input type="text"/> ones <input type="text"/> ishumi <input type="text"/> imivo
	<input type="text"/> ten and <input type="text"/> ones <input type="text"/> ishumi <input type="text"/> imivo		<input type="text"/> ten and <input type="text"/> ones <input type="text"/> ishumi <input type="text"/> imivo

2. Draw blocks to show the following:

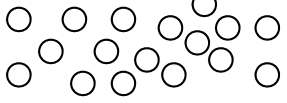
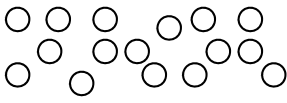
Zoba iibloko ubonise oku kulandelayo:

1 ten and 6 ones 1 ishumi nemivo emi-6		1 ten and 0 ones 1 ishumi nemivo emi-0	
1 ten and 5 ones 1 ishumi nemivo emi-5		1 ten and 3 ones 1 ishumi nemivo emi-3	

Classwork Lesson 6 Isifundo 6 soMsebenzi waseklasini	Tuesday NgoLwesibini	Date: Umhla:
---	---------------------------------------	-------------------------------

1. Circle 10 counters and fill in the missing numbers.

Biyela izibalisi ezili-10 uze ufakele amanani ashinyiweyo.

	<input type="text"/> ten and <input type="text"/> ones <input type="text"/> ishumi <input type="text"/> imivo		<input type="text"/> ten and <input type="text"/> ones <input type="text"/> ishumi <input type="text"/> imivo
	<input type="text"/> ten and <input type="text"/> ones <input type="text"/> ishumi <input type="text"/> imivo		<input type="text"/> ten and <input type="text"/> ones <input type="text"/> ishumi <input type="text"/> imivo

2. Draw blocks to show the following:

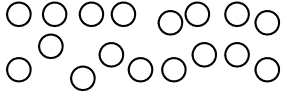
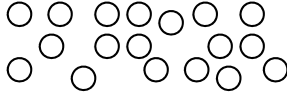
Zoba iibloko ubonise oku kulandelayo:

1 ten and 4 ones 1 ishumi nemivo emi-4		1 ten and 5 ones 1 ishumi nemivo emi-5	
1 ten and 6 ones 1 ishumi nemivo emi-6		1 ten and 7 ones 1 ishumi nemivo emi-7	

Classwork Lesson 7**Isifundo 7 soMsebenzi waseklasini****Wednesday****NgoLwesithathu****Date:****Umhla:**

1. Circle 10 counters and fill in the missing numbers.

Biyela izibalisi ezili-10 uze ufakele amanani ashiyiweyo.

	<input type="text"/> ten and <input type="text"/> ones <input type="text"/> ishumi <input type="text"/> imivo		<input type="text"/> ten and <input type="text"/> ones <input type="text"/> ishumi <input type="text"/> imivo
	<input type="text"/> ten and <input type="text"/> ones <input type="text"/> ishumi <input type="text"/> imivo		<input type="text"/> ten and <input type="text"/> ones <input type="text"/> ishumi <input type="text"/> imivo

2. Draw blocks to show the following:

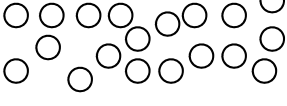
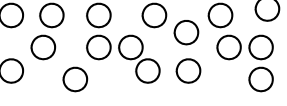
Zoba iibloko ubonise oku kulandelayo:

1 ten and 7 ones 1 ishumi nemivo esi-7		1 ten and 8 ones 1 ishumi nemivo esi-8	
1 ten and 8 ones 1 ishumi nemivo esi-8		1 ten and 6 ones 1 ishumi nemivo emi-6	

Classwork Lesson 8**Isifundo 8 soMsebenzi waseklasini****Thursday****NgoLwesine****Date:****Umhla:**

1. Circle 10 counters and fill in the missing numbers.

Biyela iizibalisi ezili-10 uze ufakele amanani ashiyiweyo.

	<input type="text"/> ten and <input type="text"/> ones <input type="text"/> ishumi <input type="text"/> imivo		<input type="text"/> ten and <input type="text"/> ones <input type="text"/> ishumi <input type="text"/> imivo
	<input type="text"/> ten and <input type="text"/> ones <input type="text"/> ishumi <input type="text"/> imivo		<input type="text"/> ten and <input type="text"/> ones <input type="text"/> ishumi <input type="text"/> imivo

2. Draw blocks to show the following:

Zoba iibloko ubonise oku kulandelayo:

1 ten and 2 ones 1 ishumi nemivo emi-2		1 ten and 6 ones 1 ishumi nemivo emi-6	
1 ten and 8 ones 1 ishumi nemivo esi-8		1 ten and 9 ones 1 ishumi nemivo esi-9	

3. Fill in:

Fakela:


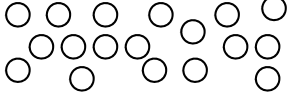
$19 = 10 + \underline{\quad}$

$19 = \underline{\quad} + 9$

Classwork Lesson 9**Isifundo 9 soMsebenzi waseklasini****Friday****NgoLwesihlanu****Date:****Umhla:**

1. Circle 10 counters and fill in the missing numbers.

Biyela izibalisi ezili-10 uze ufakele amanani ashiyiweyo.

	<input type="checkbox"/> ten and <input type="checkbox"/> ones <input type="checkbox"/> ishumi <input type="checkbox"/> imivo		<input type="checkbox"/> ten and <input type="checkbox"/> ones <input type="checkbox"/> ishumi <input type="checkbox"/> imivo
	<input type="checkbox"/> ten and <input type="checkbox"/> ones <input type="checkbox"/> ishumi <input type="checkbox"/> imivo		<input type="checkbox"/> ten and <input type="checkbox"/> ones <input type="checkbox"/> ishumi <input type="checkbox"/> imivo

2. Draw blocks to show the following:

Zoba iibloko ubonise oku kulandelayo:

2 tens and 0 ones 2 amashumi nemivo engu-0		1 ten and 9 ones 1 ishumi nemivo esi-9	
1 ten and 8 ones 1 ishumi nemivo esi-8		2 tens and 0 ones 2 amashumi nemivo engu-0	

3. Fill in:

Fakela:

$20 = 20 + \underline{\quad} (0)$

$20 = \underline{\quad} + 0 (20)$

Classwork Lesson 10 Isifundo 10 soMsebenzi waseklasini	Monday NgoMvulo	Date: Umhla:
---	----------------------------------	-------------------------------



1. Answer the following. Colour in the correct answer.

Phendula oku kulandelayo. Faka umbala impendulo echanekileyo :

a) Who came first? Ngubani ofike kuqala ?	buck impunzi	Cheetah ingwenkala
b) Who came last? Ngubani ofike ekugqibeleni ?	snail inkumba	Tortoise ufudo
c) Who came third? Ngubani ophume isithathu ?	buck imbabala	Rabbit umvundla
d) Who came seventh? Ngubani ophume isixhenxe ?	elephant indlovu	Cat ikati
e) Who came second? Ngubani ophume isibini ?	giraffe indlulamthi	Buck impunzi
f) Who came eighth? Ngubani ophume isibhozo ?	Frog isele	Cat ikati
g) Who came fourth? Ngubani ophume isine ?	Elephant indlovu	Dog inja
h) Who came ninth? Ngubani ophume isithoba ?	Tortoise ufudo	Snail inkumba
i) Who came fifth? Ngubani ophume isihlanu	Cheetah ingwenkala	Cat ikati
j) Who came sixth? Ngubani ophume isithandathu ?	giraffe indlulamthi	Dog inja

2. Complete the following:

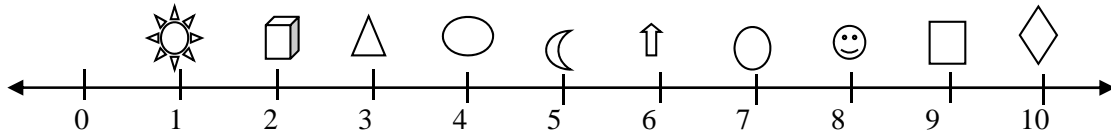
Gqibezela oku kulandelayo :

a) Colour the third circle red. Faka umbala obomvu kwisangqa sesithathu.
b) Colour the ninth circle blue. Faka umbala ozuba kwisangqa sethoba.
c) Colour the fourth circle green. Faka umbala oluhlaza kwisangqa sesine.
d) Colour the last circle yellow. Faka umbala omthubi kwisangqa sokugqibela.
e) Colour the seventh circle black. Faka umbala omnyama kwisangqa sesixhenxe.
○ ○ ○ ○ ○ ○ ○ ○ ○ ○

Classwork Lesson 11**Isifundo 11 soMsebenzi waseklasini****Tuesday****NgoLwesibini****Date:****Umhla:**

1. Look at the number line and answer the following. Circle the correct answer.

Jonga kulo mgca-manani uze uphendule oku kulandelayo. Biyela impendulo echanekileyo.
















































Which is second? Yeyiphi eyesibini?	Which is ninth? Yeyiphi eyethoba?
Which is last? Yeyiphi eyokugqibela?	Which is fourth? Yeyiphi eyesine?
Which is sixth? Yeyiphi eyesithandathu?	Which is fourth? Yeyiphi eyesibhozo?
Which is seventh? Yeyiphi eyesixhenxe ?	Which is first? Yeyiphi eyokuqala?
Which is fifth? Yeyiphi eyesihlanu?	Which is third? Yeyiphi eyesithathu?

2. Complete the following: Draw ten small circles and then:

Gqibezela oku kulandelayo: Zoba izangqa ezilishumi ezincinci uze:

a) Colour the second circle red. Ufake umbala obomvu kwisangqa sesibini
b) Colour the sixth circle blue. Ufake umbala ozuba kwisangqa sesithandathu
c) Colour the fifth circle green. Ufake umbala oluhlaza kwisangqa sesihlanu
d) Colour the tenth circle yellow. Ufake umbala omthubi kwisangqa seshumi
e) Colour the eighth circle black. Ufake umbala omnyama kwisangqa sesibhozo

Classwork Lesson 12 Isifundo 12 soMsebenzi waseklasini	Wednesday NgoLwesithathu	Date: Umhla:									
1. Fill in the missing numbers and draw the counters. Fakela amanani ashayiweyo uze uzobe izibalisi.											
11 + 4 =	17 - 6 =										
13 + 5 =	15 - 2 =										
14 + 1 + 3 =	16 - 3 =										
2. Solve the word problems. Sombulula iingxaki zezibalo zamagama.											
I have 10 marbles. I win 3 more. How many marbles do I have now? Ndinamapetyu ali-10. Ndiwine ama-3 ngaphezulu. Mangaphi amapetyu endinawo ngoku?	I see 14 birds. 2 fly away. How many are left? Ndibona iintaka ezili-14. Ezi-2 ziyabhabha zimke. Zingaphi eziseleyo?										
Classwork Lesson 13 Isifundo 13 soMsebenzi waseklasini	Thursday NgoLwesine	Date: Umhla:									
1. Draw a circle around the bigger number. Zoba isangqa ubiyele elona nani likhulu.											
5	7	3	8	11	6	15	12	8	18	20	17
2. Add the following. Write the bigger number first. Dibanisa oku kulandelayo. Bhala inani elilelona likhulu kuqala.											
4 + 12	3 + 16										
2 + 17	5 + 15										
3. Solve the following. You can make a drawing to help you. Sombulula oku kulandelayo. Unokwenza umzobo oza kukuncedisa.											
Shaira had 4 oranges. Peter gave her 13 oranges. How many oranges does she have now? UShaira unee-orenji ezi-4. UPeter umnike ii-orenji ezili-13. Zingaphi ii-orenji anazo ngoku?											

Classwork Lesson 14 Isifundo 14 soMsebenzi waseklasini	Friday NgoLwesihlanu	Date: Umhla:															
<p>1. Write number sentences for the following: Bhala izivakalisi-manani zoku kulandelayo:</p> <table border="1" data-bbox="76 315 1313 421"> <tr> <td></td> <td></td> <td></td> </tr> </table> <p>2. Write number sentences for the following. Bhala izivakalisi-manani zoku kulandelayo:</p> <table border="1" data-bbox="76 555 1313 958"> <tr> <td></td> <td></td> <td></td> </tr> <tr> <td></td> <td></td> <td></td> </tr> <tr> <td></td> <td></td> <td></td> </tr> <tr> <td></td> <td></td> <td></td> </tr> </table> <p>3. Complete DBE Worksheet 100 pg. 73, question 3 Gqibezela iphepha lomsebenzi leDBE 100 Iphepha 73, umbuzo 3</p>																	
																	
																	
																	
																	
																	
Classwork Lesson 15 Isifundo 15 soMsebenzi waseklasini	Monday NgoMvulo	Date: Umhla:															
<p>1. Add the following: Dibanisa oku kulandelayo.</p> <p>a. $5c + 10c + 5c = \underline{\quad}$</p> <p>b. $R1 + R2 + R5 = \underline{\quad}$</p> <p>2. Subtract the following: Thabatha oku kulandelayo :</p> <p>a. $20c - 10c = \underline{\quad}$</p> <p>b. $R20 - R15 = \underline{\quad}$</p> <p>3. Solve the following: Sombulula oku kulandelayo :</p> <p>a. Sam picked up 5c. He gets 10c pocket money and Granny gives him 5c. How much money does he have? USam uchole i- 5c. Ufumana i-10c waze uMakhulu wampha i-5c. Yimalini imali anayo ngoku?</p> <p>b. Mohammed has 10c and he spends nothing. How much money does he have? UMohammed une-10c yaye akayisebenzisanga. Yimalini imali anayongoku?</p>																	

4. Solve the following:

Sombulula oku kulandelayo :

a. Sipho has R5, mom gives him R5 and granny gives him R5 more. How much money does he have now?

USipho une-R5, umama umnika i-R5 aze umakhulu amnike i-R5 ngaphezulu. Yimalini imali anayo ngoku?

b. I have R15. I buy an ice-cream for R2 and a sweet for R3. How much change will I get?

Ndine-R15. Ndithenga i-ayiskhrim nge-R2 neelelese nge-R3. Yimalini itshintshi endiya kuyifumana?

Classwork Lesson 16

Isifundo 16 soMsebenzi waseklasini

Tuesday

Ngolwesibini

Date:

Umhla:

1. How many different combinations can you draw for R20? We did the first one for you.

Zingaphi iindibaniso ezahlukileyo onokuzizoba zama-R20? Sikwenzele eyokuqala.



2. Solve the following:

Sombulula oku kulandelayo :

a. John bought bread for R8. He paid for it with a R10 note. How much change did he get?

UJohn uthenge isonka nge-R8. Uhlawule nge-R10 eliphepha. Yimalini itshintshi awayifumanayo ?

b. Judy's birthday was on Sunday. She got R5 from her sister, R2 from her brother and R10 from her cousin. How much money did she get altogether?

Umhla wokuzalwa kukaJudy ubungeCawa. Ufumene i- R5 kudadewabo, i-R2 kubhuti wakhe ne-R10 kumzala wakhe. Ufumene malini iyonke?

c. Rosy's mom bought a scarf for R17. She paid with two R10 notes. How much change did she get?

Umama kaRosy wathenga isikhafu nge-R17. Wabhatala ngemali eliphepha ezii-R10 ezimbini. Yimalini itshintshi awayifumanayo?

d. William bought a sweet for R11. He paid with a R10 note and a R5 coin. How much change did he get?

UWilliam uthenge iilekese nge-R11. Ubhatele ngeR10 eliphepha nengqekembe eyi-R5. Yimalini itshintshi ayifumeneyo?

Classwork Lesson 17

Isifundo 17 soMsebenzi waseklasini

Wednesday

NgoLwesithathu

Date:

Umhla:


1. Find two ball and two box pictures and paste them below.

Fumana imifanekiso yebhola neebhokisi ezimbini uze uzincamathisele apha ngezantsi.

	box ibhokisi	box ibhokisi
	ball ibhola	ball ibhola

2. Colour all the objects that can slide **blue** and the objects that can roll **red**.

Faka umbala **ozuba** kuzo zonke izinto ezinako ukutyibilika uze ufake **obomvu** kwezo zinako ukuqengqeleka.



Classwork Lesson 18

Isifundo 18 soMsebenzi waseklasini

Thursday




NgoLwesine

Date:

Umhla:




1. Colour the correct view.

Faka umbala kwimbonakalo echanekileyo.

	top view imbonakalo yangaphezulu		top view imbonakalo yangaphezulu		back view imbonakalo yangasemva
	front view imbonakalo yangaphambili		front view imbonakalo yangaphambili		front view imbonakalo yangaphambili
	side view imbonakalo yasecaleni		side view imbonakalo yasecaleni		side view imbonakalo yasecaleni

2. Where is the ball? Colour the correct answer.

Iphi ibhola ? Faka umbala kwimpendulo echanekileyo.

	Behind ngemva		Behind ngemva		Behind ngemva
	next to ecaleni		next to ecaleni		next to ecaleni
	in front of ngaphambi kwe-		in front of ngaphambi kwe-		in front of ngaphambi kwe-

3. Complete the following: Draw a square. Draw a circle inside the square. Draw a cross above the square. Draw a triangle below the square. Write your name on the left side of the square.

Gqibezela oku kulandelayo: Zoba isikwere. Zoba isangqa ngaphakathi kwisikwere. Yenza unonxa ngaphezu kwesikwere. Zoba unxantathu ezantsi kwesikwere. Bhala igama lakho kwicala elisekhohlo kwesikwere.

Classwork Lesson 19 Isifundo 19 soMsebenzi waseklasini	Friday NgoLwesihlanu	Date: Umhla:
<p>1. Complete the following: Gqibezela oku kulandelayo:</p> <p>Draw a tree in the middle of your page. Draw two large clouds above the tree. Draw a sun on the right side of the clouds. Draw a child sitting on the right side of the tree. Draw a dog on the left side of the tree. Draw flowers in front of the tree. Draw grass below the tree. Colour in your picture.</p> <p>Zoba umthi embindini wephepha lakho. Zoba amafu amakhulu amabini ngaphezu kwalo mthi. Zoba ilanga kwicala elingasekunene kwamafu. Zoba umntwana ohleli kwicala elingasekunene lomthi. Zobainja kwicala elingasekhohlo lomthi. Zoba iintyatyambo ngaphambi komthi. Zoba ingca phantsi komthi. Faka umbala kumfanekiso wakho.</p>		

Classwork Lesson 20

Isifundo 20 soMsebenzi waseklasini

Monday



NgoMvulo

Date:

Umhla:



1. Say how many blocks are in each container. Circle the container that is heavier.

Chaza ukuba zingaphi na iibloko kwisikhongozei ngasinye. Biyela isikhongozeleli esinzima.

 <p><input type="checkbox"/> blocks iibloko</p> <p><input type="checkbox"/> blocks iibloko</p>	 <p><input type="checkbox"/> blocks iibloko</p> <p><input type="checkbox"/> blocks iibloko</p>
--	---

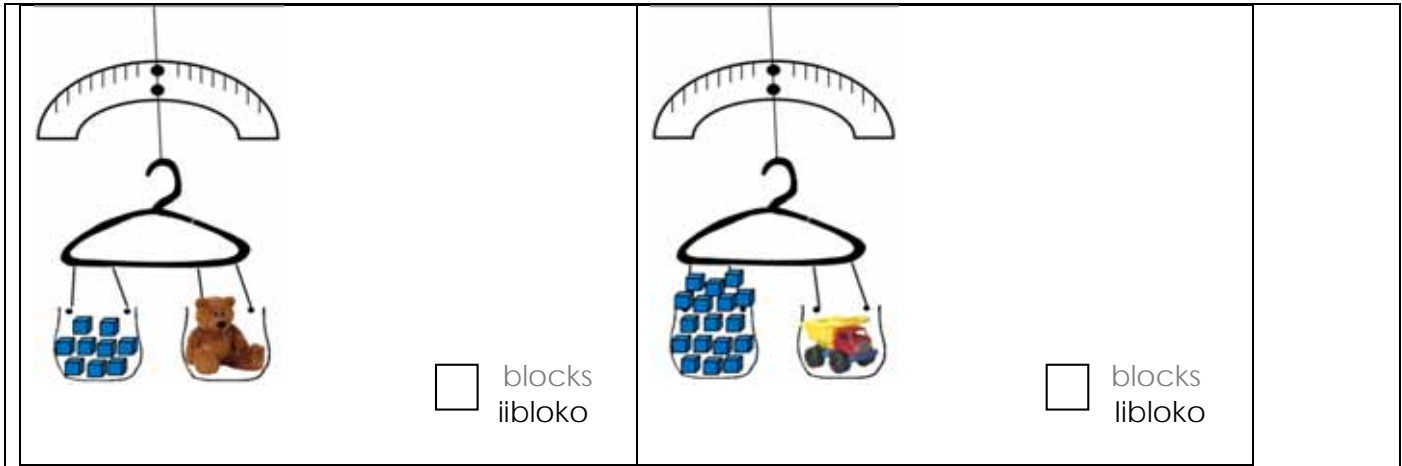
2. Say how many blocks are in each container. Circle the container that is lighter.

Chaza ukuba zingaphi na iibloko kwisikhongozelelo ngasinye. Biyela isikhongozelelo esikhaphu-khaphu.

 <p><input type="checkbox"/> blocks iibloko</p> <p><input type="checkbox"/> blocks iibloko</p>	 <p><input type="checkbox"/> blocks iibloko</p> <p><input type="checkbox"/> blocks iibloko</p>
--	---

3. What is the mass of each object? Give your answer in blocks.

Buthini ubunzima bento nganye? Nika impendulo yakho kwiibloko.



Classwork Lesson 21

Isifundo 21 soMsebenzi waseklasini

Tuesday

NgoLwesibini

Date:

Umhla:

1. Complete the following table

Gqibezela oku kulandelayo:

Draw the object. Zoba into.	I estimate the mass is: Ndiqikelela ubunzima obu- :	I measure the mass as: Ndilinganisela ubunzima obu :	What is the difference? Yintoni umahluko?
1.	__ blocks ziibloko ezi__	__ blocks ziibloko ezi__	__ - __ = __
2.	__ blocks ziibloko ezi__	__ blocks ziibloko ezi__	__ - __ = __
3.	__ blocks ziibloko ezi__	__ blocks ziibloko ezi__	__ - __ = __
4.	__ blocks ziibloko ezi__	__ blocks ziibloko ezi__	__ - __ = __
5.	__ blocks ziibloko ezi__	__ blocks ziibloko ezi__	__ - __ = __

2. Write the numbers of the objects in order from the lightest to the heaviest.

Bhala amanani ezinto ngolandelelwano ukususela kweyona ikhaphu-khaphu ukuya kweyona inzima

___ - ___ - ___ - ___ - ___

3. Fill in the missing words (heavier than / lighter than / the same as)

Fakela amagama angekhoyo (inzima kuna/ikhaphu-khaphu kuna/iyafana ne-)

a. Object 1 is _____

Into 1 i- _____

b. Object 2 is _____

Into 2 i- _____

c. Object 5 is _____

Into 5 i- _____

Classwork Lesson 22**Wednesday****Date:****Isifundo 22 soMsebenzi waseklasini****Ngolwesithathu****Umhla:**

1. Colour all the fives red. Start at 5. Circle all the twos with a blue crayon. Start at 2.

Faka umbala obomvu kuzo zonke izihlanu. Qala ku- 5. Biyela zonke izibini ngekhrayoni eblowu. Qala apha 2.

1	2	3	4	5	6	7	8	9	10
11	12	13	14	15	16	17	18	19	20
21	22	23	24	25	26	27	28	29	30
31	32	33	34	35	36	37	38	39	40
41	42	43	44	45	46	47	48	49	50
51	52	53	54	55	56	57	58	59	60
61	62	63	64	65	66	67	68	69	70
71	72	73	74	75	76	77	78	79	80
81	82	83	84	85	86	87	88	89	90
91	92	93	94	95	96	97	98	99	100

2. Complete the pattern by colouring in the numbers.

Gqibezela le patheni ngokufaka umbala kumanani.

31	32	33	34	35	36	37	38	39	40
41	42	43	44	45	46	47	48	49	50

3. Complete the pattern by colouring in the numbers.

Gqibezela le patheni ngokufaka umbala kumanani.

61	62	63	64	65	66	67	68	69	70
71	72	73	74	75	76	77	78	79	80

Classwork Lesson 23

Isifundo 23 soMsebenzi waseklasini

Thursday

NgoLwesine

Date:


Umhla:

1. Cut out the numbers and place them on the number lines. Complete the hoops.

Sika amanani uze uwabeke kwimigca-manani. Gqibezela izazinge.

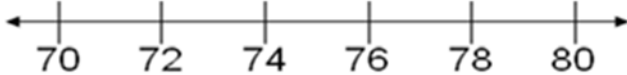
2. Draw hoops to show the following: 85, 90, 95








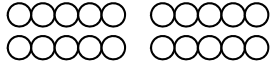
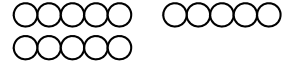
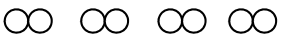


Yenza izazinge ubonise oku kulandelayo: 85, 90, 95











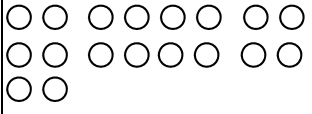
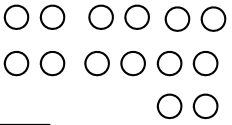


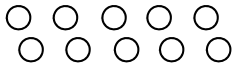



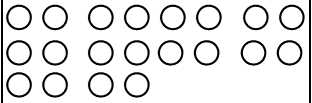

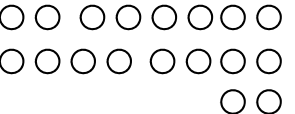

3. Draw hoops to show the following: 72, 74, 76, 78



Yenza izazinge ubonise oku kulandelayo: 72, 74, 76, 78



Classwork Lesson 24 Isifundo 24 soMsebenzi waseklasini	Friday Ngolwesihlano	Date: Umhla:
1. How many fingers are there? Write a number sentence for it. Mingaphi iminwe elapha? Bhala isivakalisi-manani soku.		
		
2. How many legs are there? Write a number sentence for it. Mingaphi imilenze apha? Bhala isivakalisi-manani soku.		
		
3. Write number sentences for the following: Bhala izivakalisi-manani zoku kulandelayo:		
		
4. Write number sentences for the following: Bhala izivakalisi-manani zoku kulandelayo:		
		

Classwork Lesson 25 Isifundo 25 soMsebenzi waseklasini	Monday NgoMvulo	Date: Umhla:
<p>1. Draw the picture and write the number sentence. Zoba umfanekiso uze ubhale isivakalisi-manani .</p> <p>a. I have three flowers. Each flower has 5 petals. How many petals are there in total? Ndineentyatyambo ezintathu. Intyatyambo nganye ineepethali ezi-5. Zingaphi iipethali ezikhoyo zizonke?</p> <p>5. Zingaphi iipethali ezikhoyo zizonke? b. Mom has four flowers. Each flower has 5 petals. How many petals are there in total? Umama uneentyatyambo ezine. Intyatyambo nganye ineephethali ezi -5. Zingaphi iipethali ezikhoyo zizonke?</p> <p>2. Draw the picture and write the number sentence. Zoba umfanekiso uze ubhale isivakalisi-manani .</p> <p>a. I see five birds. Each bird has 2 wings. How many wings are there in total? Ndibona iintaka ezintlanu. Intaka nganye inamaphiko ama-2 . Mangaphi amaphiko akhoyo ewonke?</p> <p>b. I see eight birds. Each bird has 2 wings. How many wings are there in total? Ndibona iintaka ezisibhozo. Intaka nganye inamaphiko ama-2 . Mangaphi amaphiko xa ewonke?</p> <p>3. Write a number sentence for the following: Bhala isivakalisi-manani soku kulandelayo:</p> <p>a. </p> <p>b. </p> <p>c. </p> <p>d. </p>		

Classwork Lesson 26 Isifundo 26 soMsebenzi waseklasini		Tuesday Ngolwesibini	Date: Umhla:
1. Draw circles to make groups of 5. How many groups do you have? Zoba izangqa ukwenza amaqela ama-5. Mangaphi amaqela onawo ?			
 <input type="checkbox"/>	 <input type="checkbox"/>	 <input type="checkbox"/>	 <input type="checkbox"/>
2. Draw circles to make groups of 2. How many groups do you have? Zoba izangqa ukwenza amaqela ama-2. Mangaphi amaqela onawo ?			
 <input type="checkbox"/>	 <input type="checkbox"/>	 <input type="checkbox"/>	 <input type="checkbox"/>
3. Draw 3 groups of 2. Zoba amaqela ama-3 ezi-2.		4. Draw 3 groups of 5. Zoba amaqela ama-3 ezi-5.	
Classwork Lesson 27 Isifundo 27 soMsebenzi waseklasini		Wednesday Ngolwesithathu	Date: Umhla:
1. Draw circles to make groups of 5. Zoba izangqa wenze amaqela ezi-5.			
 <input type="checkbox"/>	 <input type="checkbox"/>	 <input type="checkbox"/>	 <input type="checkbox"/>
2. Draw circles to make groups of 2. Zoba izangqa wenze amaqela ezi-2.			
 <input type="checkbox"/>	 <input type="checkbox"/>	 <input type="checkbox"/>	 <input type="checkbox"/>

Classwork Lesson 28 Isifundo 28 soMsebenzi waseklasini	Thursday NgoLwesine	Date: Umhla:
<p>1. Share the sweets between five friends. How many sweets will each friend get? Yaba ezi lekese phakathi kwabahlobo abahlanu. Zingaphi iilekese anazo umhlobo ngamnye?</p>		
		
<p>2. Make a drawing to show the following. How many counters do they each get? Are there any counters left? Yenza umzobo obonisa oku kulandelayo. Zingaphi izibalisi azifumanayo umntu ngamnye? Ingaba zingaphi izibalisi ezishiyekileyo ?</p>		
<p>Share 10 counters between five children. They each get __ There are __ Yaba izibalisi ezili-10 phakathi kwabantwana abahlanu. Emnye kubo ufumana ____. Kushiyekeka __</p>	<p>Share 6 counters between five children. They each get __ There is __ Yaba izibalisi ezi-6 phakathi kwabantwana abahlanu Emnye kubo ufumana ____. Kushiyekeka ____</p>	
<p>Share 11 counters between five children. They each get __ There is __ Yaba izibalisi ezi-11 phakathi kwabantwana abahlanu Emnye kubo ufumana ____. Kushiyekeka __</p>	<p>Share 20 counters between five children. They each get __ There are __ Yaba izibalisi eziyi-20 phakathi kwabantwana abahlanu Emnye kubo ufumana ____. Kushiyekeka __</p>	
Classwork Lesson 29 Isifundo 29 soMsebenzi waseklasini	Friday NgoLwesihlanu	Date: Umhla:
<p>1. Share the sweets between two friends. How many sweets will each friend get? Yaba iilekese phakathi kwabahlobo ababini. Zingaphi iilekese anazo umhlobo ngamnye?</p>		
		

2. Make a drawing to show the following. How many counters do they each get? How many counters are left?

Yenza umzobo obonisa oku kulandelayo. Zingaphi izibalisi azifumeneyo emnye? Zingaphi izibalisi ezishiyekileyo?

Share 10 counters between two children. Yaba izibalisi ezili-10 phakathi kwabantwana ababini They each get __ There are __ Emnye kubo ufumana ____. Kushiyekeka ____	Yaba izibalisi ezisi-7 phakathi kwabantwana ababini. Share 7 counters between two children. They each get __ There is __ Emnye kubo ufumana ____. Kushiyekeka ____
Share 11 counters between two children. Yaba izibalisi ezili-11 phakathi kwabantwana ababini. They each get __ There is __ Emnye kubo ufumana ____. Kushiyekeka ____	Share 20 counters between two children. Yaba izibalisi eziyi-20 phakathi kwabantwana ababini. They each get __ There are __ Emnye kubo ufumana ____. Kushiyekeka ____

Classwork Lesson 30

Isifundo 30 soMsebenzi waseklasini

Monday

NgoMvulo

Date:

Umhla:

Solve the following. Draw a picture to help you.

Sombulula oku kulandelayo. Zoba umfanekiso oza kukuncedisa.

1. Mom has 20 oranges. She shares them among her four children so that they all get the same number of oranges. How many oranges do they each get?

Umama unee-orenji ezingama-20. Uzabela abantwana abane ukuze bonke

bafumane inani elilinganayo lee-orenji. Zingaphi ii-orenji azifumanayo umntu ngamnye?

2. Khwezi wants to give 16 eggs to her 3 neighbours. How many eggs will each neighbour get?

UKhwezi ufuna ukunika abamelwane bakhe aba-3 amaqanda ali-16. Mangaphi amaqanda aza kufunyanwa ngummelwane ngamnye?

3. Mom wants to share 7 chocolate bars between 3 children so that they all get the same amount of chocolate. How many chocolate bars will they each get?

Umama ufuna ukwaba izixwexwe zetshokolethi ezisi-7 phakathi

kwabantwana aba- 3 ukuze bonke bafumane iitshokolethi ezilinganayo. Zingaphi izixwexwe zetshokolethi aza kuzifumana umntwana ngamnye?

4. Gogo sells 12 bananas to 6 people. How many bananas does each person get?

UGogo uthengisa iibhanana ezili-12 kubantu aba-6. Zingaphi iibhanana azifumanayo umntu ngamnye?

Classwork Lesson 31

Isifundo 31 soMsebenzi waseklasini

Tuesday

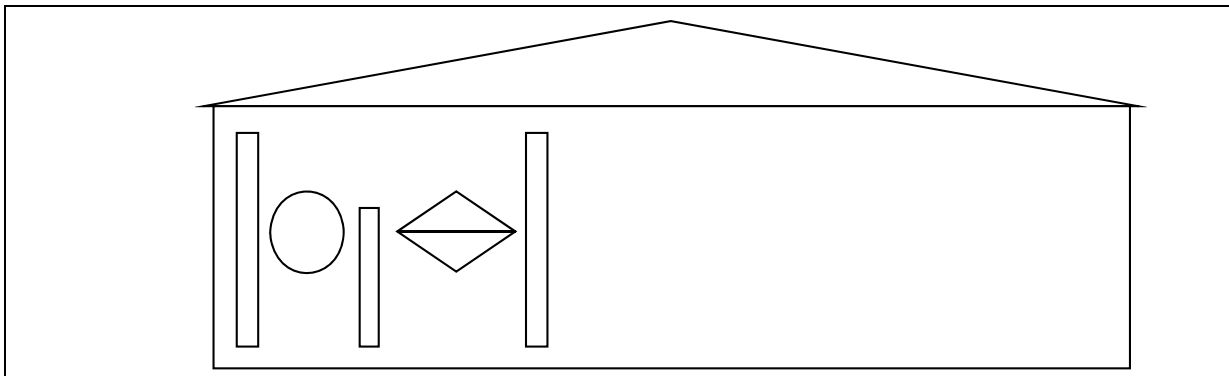
NgoLwesibini

Date:

Umhla:

1. Complete this pattern on the hut.

Gqibezela le patheni iphezu kwendlu.



2. Colour it in when you have finished.

Yifake umbala wakugqiba.

Classwork Lesson 32

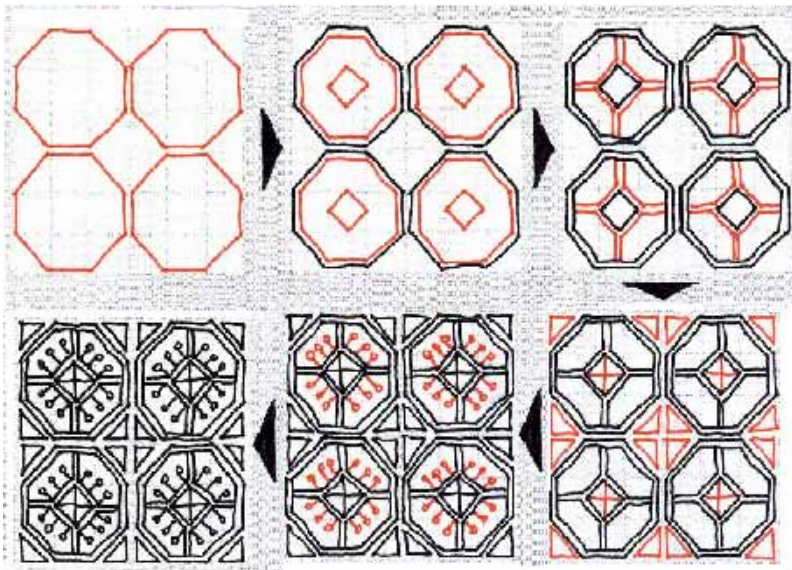
Isifundo 32 soMsebenzi waseklasini

Wednesday

NgoLwesithathu

Date:

Umhla:



1. Look carefully at the pictures drawn and follow the arrows to see how the pattern is made.
Jonga ngenyameko kule mifanekiso izotyiweyo uze ulandele iintolo Ukuze ubone ukuba yenziwe njani na ipatheni.
2. Talk to the learners in your group about the changes you see as you follow the arrows around the pattern.
Thetha nabafundi abakwiqela lakho ngotshintsho olubonayp njengoko ulandela iintolo ezijikeleze ipatheni.
3. Talk to the learners in your group about what stays the same as you follow the arrows around the pattern.
Thetha nabafundi abakwiqela lakho ngokuba yintoni na engatshintshanga njengokuba ulandela iintolo ezijikeleze ipatheni.
4. Talk about anything else that you notice. Draw a pattern of your own that changes in steps. Talk about it to the learners in your group.
Thetha nangantoni na enye oyiqaphelayo. Zoba ipatheni eyeyakho etshintsha amanqwawqwa. Thetha ngayo nabafundi abakwiqela lakho.

Classwork Lesson 34**Isifundo 34 soMsebenzi waseklasini****Friday****NgoLwesihlanu****Date:****Umhla:**

1. Look at the pictograph.

Jonga kule pikhtografu.

5			○
4			○
3	○		○
2	○	○	○
1	○	○	○
	red apples ama-apile abomvu	yellow apples ama-apile amthubi	green apples ama-apile aluhlaza

2. Answer the following:

Phendula oku kulandelayo:

- How many learners like green apples?
Bangaphi abafundi abathanda ama-apile aluhlaza?
- How many learners like red apples?
Bangaphi abafundi abathanda ama-apile abomvu?
- How many learners like yellow apples?
Bangaphi abafundi abathanda ama-apile atyheli?
- How many more learners like green apples than yellow apples?
Baninzi kangakanani abafundi abathanda ama-apile aluhlaza kunabathanda ama-apile atyheli?
- How many more learners like red apples than yellow apples?
Baninzi kangakanani abafundi abathanda ama-apile abomvu kunabathanda ama-apile atyheli?
- Which apple is the most popular?
Ngawaphi ama-apile angawona athandwa kakhulu?
- Which apple is the least popular?
Ngawaphi ama-apile angawona angathandwayo kakhulu?

Classwork Lesson 35

Isifundo 35 soMsebenzi waseklasini

Monday

NgoMvulo

Date:

Umhla:

1. Data on favourite toys for graph:

linkcukacha ngeethoyi ezithandwayo kwigrafu:

Doll: 3

Unodoli: 3

Truck: 2

Itrakhi: 2

Teddy bear: 4

Ubherana: 4

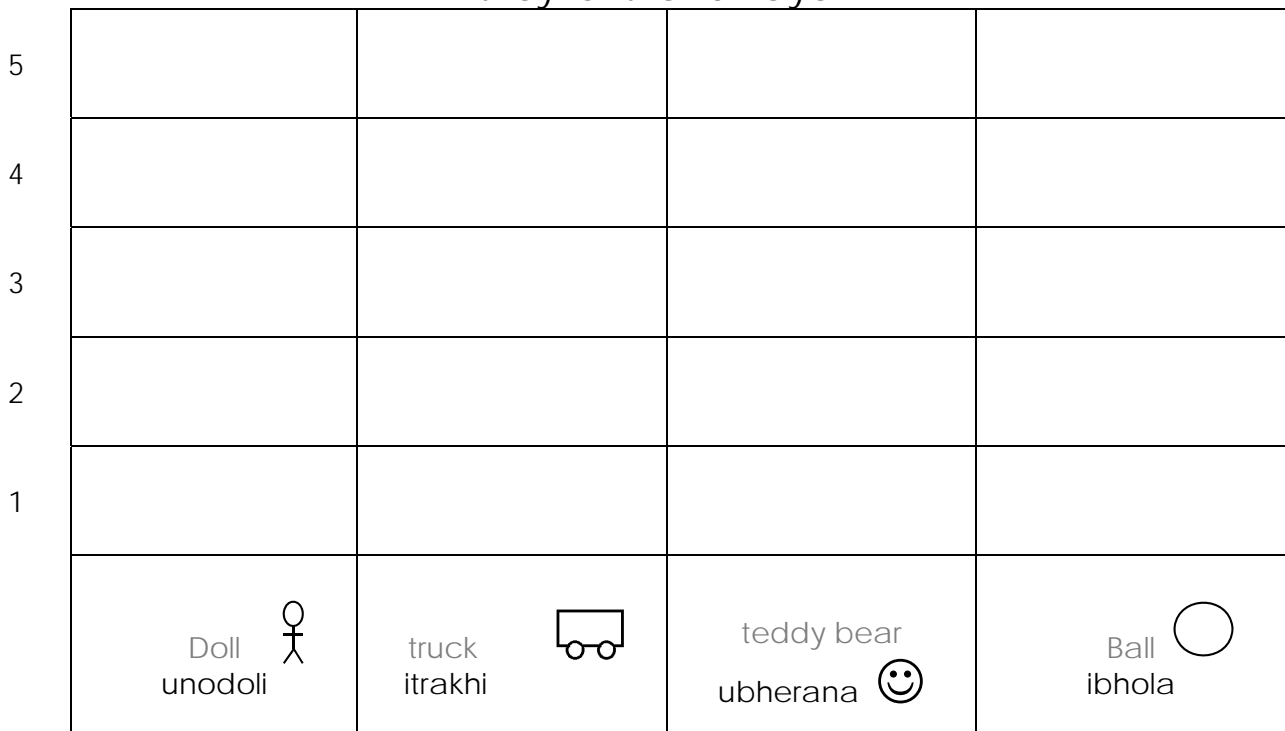
Ball: 5

Ibhola 5

2. Complete the pictograph.

Gqibezela ipikthografu.

Favourite Toys
lithoyi ezithandwayo



3. Answer the following:

Phendula oku kulandelayo:

a. How many learners like dolls? _____

Bangaphi abafundi abathanda oonodoli? _____

b. How many learners like teddy bears? _____

Bangaphi abafundi abathanda oobherana? _____

c. How many learners like balls? _____

Bangaphi abafundi abathanda iibhola ? _____

4. Circle the correct word only:

Biyela igama elichanekileyo kuphela:

a. More / less learners like trucks than balls.

Abafundi abaninzi/abambalwa bathanda kancinane iitrakhi kuneebhola.

b. More / less learners like balls than teddy bears.

Abafundi abaninzi /abambalwa bathanda iibhola kunoothedi.

c. More / less learners like trucks than dolls.

Abafundi abaninzi/abambalwa bathanda iitrakhi kunoonodoli.

5. Fill in:

Zalisa:

Which toy is the most popular? _____.

Yeyiphi ithoyi eyiyeyona ithandwa kakhulu? _____.

Which toy is the least popular? _____.

Yeyiphi ithoyi eyiyeyona ithandwa kancinci? _____.

Classwork Lesson 36

Isifundo 36 soMsebenzi waseklasini

Tuesday







NgoLwesibini

Date:

Umhla:

1. Trace the following shapes.

Khuphela ezi milo zilandelayo.

 Triangle unxantathu	 Circle isangqa	 Square isikwere
 Triangle unxantathu	 Circle isangqa	 Square isikwere

2. Look at the shape and then circle the correct answer.

Jonga kule milo uze ubiyele impendulo echanekileyo.

		
straight sides round sides amacala athe tye amacala angqukuva	straight sides round sides amacala athe tye amacala angqukuva	straight sides round sides amacala athe tye amacala angqukuva

3. Draw a shape with:

Zoba imilo

straight sides
enamacala athe tye

round sides
enamacala angqukuva

Classwork Lesson 37

Isifundo 37 soMsebenzi waseklasini

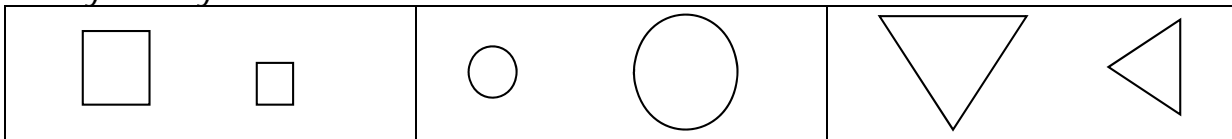
Wednesday

NgoLwesithathu

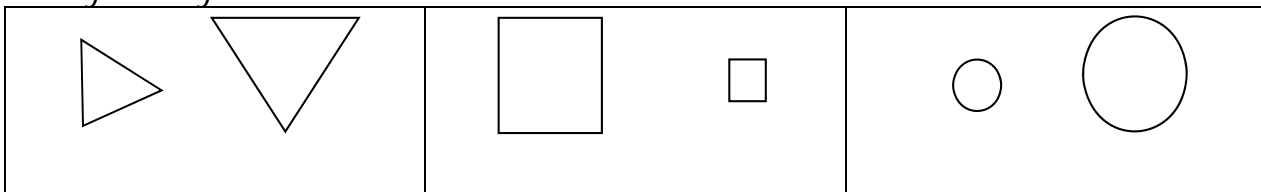
Date:

Umhla:


1. Circle the smallest shape.
Biyela eyona milo incinane.



2. Circle the largest shape.
Biyela eyona milo inkulu.



3. Colour all the squares red, triangles yellow and circles green.
Faka umbala obomvu kuzo zonke izikwere, omthubi kubo bonke oonxantathu nombala oluhlaza kwizangqa



4. Make a picture using circles, triangles and squares.
Zoba umfanekiso usebenzise izangqa, oonxantathu nezikwere.



Classwork Lesson 38

Isifundo 38 soMsebenzi waseklasini

Thursday

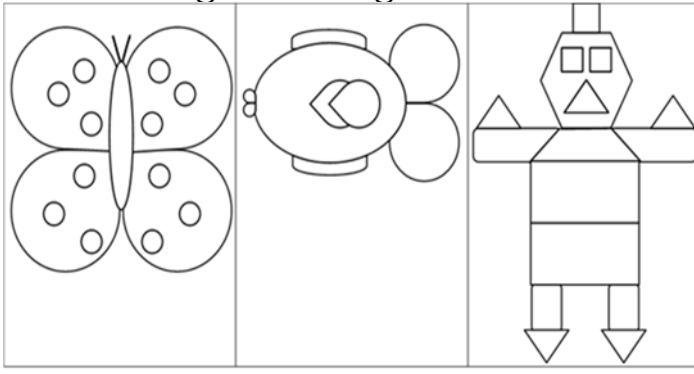
NgoLwesine

Date:

Umhla:

1. Draw a line of symmetry. Colour your pictures.

Krwela umgca wolingano-macala. Faka umbala kwimifanekiso yakho.



2. Complete the picture by drawing the other half. Colour your picture.

Gqibezela umfanekiso ngokuzoba enye ihafu. Faka umbala kumfanekiso wakho.



Classwork Lesson 39

Isifundo 39 soMsebenzi waseklasini

Friday

NgoLwesihlanu

Date:

Umhla:

1. Answer the following:

Phendula oku kulandelayo:

How many legs
are there?Mingaphi imilenze
ekhoyo?

How many legs
are there now?Mingaphi imilenze
ekhoyo ngoku?Double 6 is
isi-6 esiphindwe
kabini li
How many
crayons are
there?Zingaphi
ikhrayoni ekhoyo?

How many
crayons are
there now?Zingaphi
ikhrayoni ekhoyo
ngoku?Double 8 is
isi-6 esiphindwe
kabini li

2. Answer the following. Draw counters to help you.

Phendula oku kulandelayo: Zoba izibalisi eziza kukuncedisa.

a. Double 9 is __

i-9 eliphindwe kabini li__

b. Double 10 is __

i-10 eliphindwe kabini ngama__

c. Double 8 is __

isi-8 esiphindwe kabini li__

3. Answer the following:

Phendula oku kulandelayo:

a. $7 + 7 + 1 = \underline{\quad}$ b. Double $7 + 1 = \underline{\quad}$ isi-7 esiphindwe kabini $+ 1 = \underline{\quad}$ c. $8 + 8 + 1 = \underline{\quad}$ d. Double $8 + 1 = \underline{\quad}$ isi-8 esiphindwe kabini $+ 1$ li__

Classwork Lesson 40

Isifundo 40 soMsebenzi waseklasini

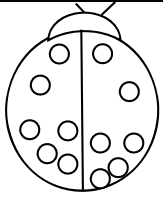
Monday

NgoMvulo

Date:

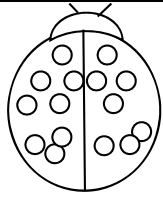
Umhla:

1. Answer the following by colouring in half of the spots on the beetles.
Phendula oku kulandelayo ngokufaka umbala kwihafu yamachokoza kooqongqothwane.



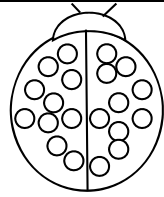
Half of 12 is __
Ihafu ye-12 sisi-

__

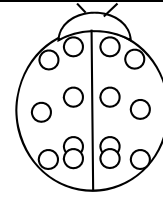


Half of 16 is __
Ihafu ye-16 sisi-

__



Half of 20 is __
Ihafu yama- 20
li- __

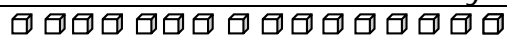


Half of 14 is __
Ihafu ye-14 sisi-

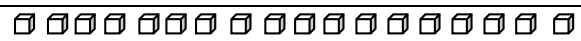
__

2. Answer the following by colouring in half.

Phendula oku kulandelayo ngokufaka umbala kwihafu.



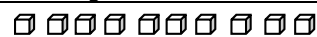
Half of 16 is __
Ihafu ye-16 ngu __



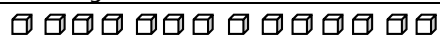
Half of 18 is __
Ihafu ye-18 li __



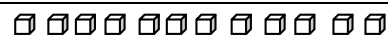
Half of 20 is __
Ihafu yama-20 li __



Half of 10 is __
Ihafu ye-10 sisi __



Half of 14 is __
Ihafu ye-14 sisi __



Half of 12 is __
Ihafu ye-12 sisi __

3. Complete the following:

Gqibezela oku kulandelayo:

Half of 8 is __

Half of 12 is __

Half of 2 is __

Ihafu yesi-8 ngu __

Ihafu ye-12 ngu __

Ihafu yesi-2 ngu __

Half of 4 is __

Half of 10 is __

Half of 6 is __

Ihafu yesi-4 ngu __

Ihafu ye-10 ngu __

Ihafu yesi-6 ngu __

Classwork Lesson 41

Isifundo 41 soMsebenzi waseklasini

Tuesday

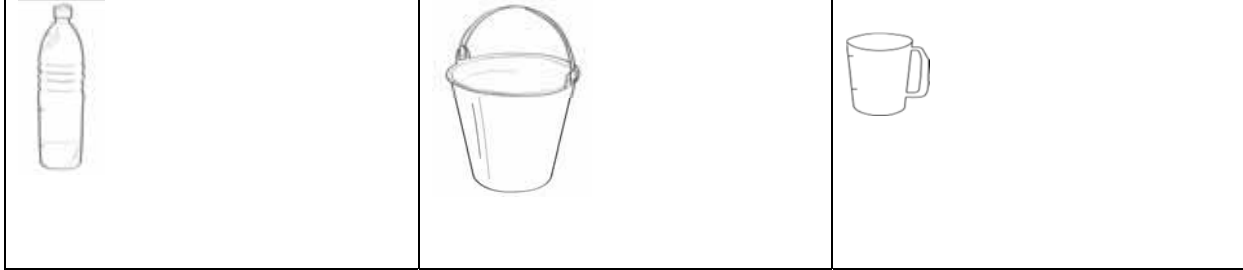
Ngolwesibini

Date:

Umhla:


1. Circle the container that will hold the most.

Biyela isikhongozelo esiya kuba neyona nto ininzi .



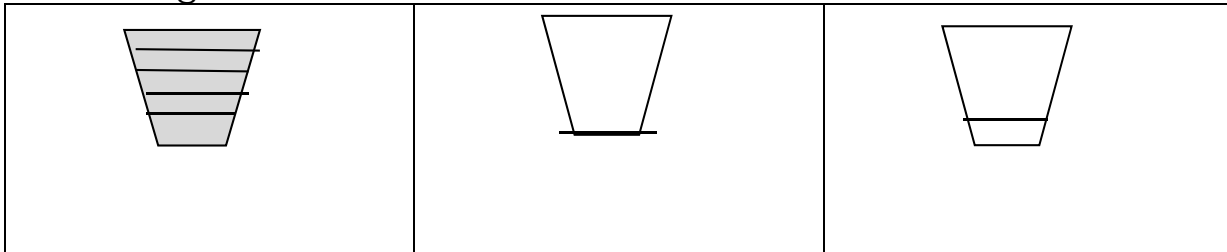
2. Circle the container that will hold the least.

Biyela isikhongozelo esiya kuba neyona nto incinci .



3. If five cups will fill the container, how many cups do you think you need to fill up to the line of the other two containers? Draw it.

Ukuba iikomityi ezintlanu ziya kuzalisa isikhongozelo, zingaphi iikomityi ocinga ukuba uya kuzalisa ukuya kufika emgceni wezinye izikhongozelo ezibini? Sizobe.



Classwork Lesson 42 Isifundo 42 soMsebenzi waseklasini	Wednesday NgoLwesithathu	Date: Umhla:
---	---	-------------------------------

1. Circle the container that has the most. Draw a cross over the container that has the least.

Biyela isikhongozelo esiya kubanento eninzi . Yenza unonxa phezu kwesikhongozelo esinento encinane.



2. Are the containers full or empty? Colour the correct word.

Ingaba izikhongozelo zizele okanye azinanto? Faka umbala kwigama elichanekileyo.

	Full izele		Full izele		Full izele
	Empty ayinanto		Empty ayinanto		Empty ayinanto

3. Solve the following problem. Draw the picture to help you.

Gogo uses 4 cups of milk to make a pudding. If she doubles the recipe, how much milk will she need? ___ cups of milk

Sombulula ezi sibalo silandelayo. Zoba umfanekiso oza kukuncedisa.

UGogo usebenzisa iikomityi ezine-4 zobisi ukwenza ipudingi. Ukuba uyiphinda kabini kabini, lungakanani ubisi alufunayo? Iikomityi zobisi ezi___

Classwork Lesson 43 Isifundo 43 soMsebenzi waseklasini	Thursday NgoLwesine	Date: Umhla:
---	--------------------------------------	-------------------------------

1. What did you do this morning? Draw a picture for each one.

Wenze ntoni namhlanje kusasa? Zoba umfanekiso kwinto nganye.

a. I woke up.

Ndivukile.

b. I ate my breakfast.

Ndatya isidlo sam sakusasa.

c. I got dressed.

Ndanxiba.

d. I went to school.

Ndaya esikolweni.

2. What will you do this afternoon? Draw the picture.

Uza kwenza ntoni emva kwemini? Zoba umfanekiso.

Classwork Lesson 44 Isifundo 44 soMsebenzi waseklasini	Friday NgoLwesihlanu	Date: Umhla:
<p>1. Fill in the missing words. After that draw a picture in your maths book. Fakela amagama angekhoyo. Emva koko zoba umfanekiso kwincwadi yakho <i>yemaths</i>.</p> <p>a. I started 'big' school in _____. Ndaqala ukuya kwisikolo 'esikhulu ngo _____.</p> <p>b. I will complete Grade 1 in _____. Ndiya kugqiba iBanga 1 ngo- _____.</p> <p>2. What will you do on Saturday? Draw the picture. Uza kwenza ntoni ngoMgqibelo? Zoba umfanekiso.</p>		